

J.H. REID GENERAL CONTRACTOR
 3230 Hamilton Blvd.
 South Plainfield, N.J. 07080

INVOICE 12-500-14
 11/16/2012

BREAKDOWN OF COSTS
 PROJECT: BELMAR RELIEF PROJECT
 ITEM: WORK FOR 11/16/12 COST BREAKDOWN

MATERIALS

TOTAL MATERIAL \$0.00

DIRECT LABOR INCLUDING PAYROLL TAXES AND SUPPLEMENTAL BENEFITS

a. REGULAR PAY

STRAIGHT TIME

GARY HYLTON	8	HR @	\$42.02 =	\$336.16
RICHARD LANGE	8	HR @	\$42.02 =	\$336.16
LUIS FERNANDEZ	8	HR @	\$34.45 =	\$275.60
DOMINGUEZ FERNANDES	8	HR @	\$33.20 =	\$265.60

TOTAL DIRECT LABOR \$1,213.52

b. LABOR -- BENEFITS

STRAIGHT TIME

RICHARD LANGE	8	HR @	\$27.58 =	\$220.64
LUIS FERNANDEZ	8	HR @	\$22.88 =	\$183.04
DOMINGUEZ FERNANDES	8	HR @	\$22.88 =	\$183.04

TOTAL BENEFITS \$586.72

c. LABOR - ADDITIVES TAXES & INSURANCE

TAXES:	9.990%	9.99%	\$1,213.52	=	\$121.23
REGULAR W/	20.180%	20.18%	\$1,213.52	=	\$244.89
LONGSHORE	30.410%	30.41%	\$0.00	=	\$0.00

TOTAL TAX & INSURANCE \$366.12

TOTAL LABOR & MATERIAL \$2,166.36

RENTAL EQUIPMENT

** REMAINING RENTAL EQUIPMENT TO BE BILLED AT THE END OF THE RENTAL PERIOD **

TOTAL RENTAL EQUIPMENT \$0.00

OWNED EQUIPMENT

Komatsu PC300 Excavator	8.0	HR @	\$120.000 =	\$960.00
Komatsu PC270 Excavator	8.0	HR @	\$120.000 =	\$960.00
CAT D3 Dozer	8.0	HR @	\$31.000 =	\$248.00
Pickup Truck	8.0	HR @	\$20.000 =	\$160.00
Wacker LTN6 Light Towers	30.0	HR @	\$10.250 =	\$307.50

TOTAL OWNED EQUIPMENT \$2,635.50

SUB-CONTRACTOR

TOTAL SUBCONTRACTORS \$0.00

SUBTOTAL \$4,801.86

OVERHEAD & PROFIT

OVERHEAD (15%) Subtotal Less Sub	\$4,801.86	X	15% =	\$720.28
OVERHEAD (5%) Sub	\$0.00	X	5% =	\$0.00
PROFIT (10%)	\$4,801.86	X	10% =	\$480.19

TOTAL O&P: \$1,200.47

TOTAL COST: \$6,002.33

Daily Time, Equipment, & Material Log

JH Reid General Contractor

DATE: 11/16/2012

Description of Work Performed

- Light towers were operated overnight.

- Remaining pumps were run to lower the level of the lake.

- PC-270 excavator and D-3 dozer continued dredging Lake Como and building berm alongside lake.

Labor

	Reg Hour	OT Hour
Operator	16	-
Laborer	16	-

* See attached breakdown

Equipment

	Hours
Trash Pumps	72
Pickup Trucks	8
PC-270	8
PC-300	8
D-3 Dozer	8
Owned Light Towers	30
Rented Light Towers	60

Subcontractors

Miscellaneous Materials

Labor Breakdown

JH Reid General Contractor

DATE: 11/16/2012

Name	Trade	Reg HR	OT HR
Gary Hylton	Operator	8	-
Richard Lange	Operator	8	-
Luis Fernandes	Union Laborer	8	-
Dominguez Fernandes	Union Laborer	8	-

Equipment Breakdown

JH Reid General Contractor

DATE: 11/16/2012

Description	Model	Owned/R	Fleet #	Hours
Bulldozer	D3M	O	635	8
Excavator	PC270LC	O	483	8
Excavator	PC 300 LC	O	405	8
Pickup Truck	Ford	O	-	8
Trash Pump	Goodwin CD225	R	20104	24
Trash Pump	Goodwin CD225	R	9734	24
Trash Pump	Goodwin CD225	R	9867	24
Light Tower	Wacker LTN6	O	-	15
Light Tower	Wacker LTN6	O	-	15
Light Tower	Wacker LTN6	R	4506	15
Light Tower	Wacker LTN6	R	4507	15
Light Tower	Wacker LTC4	R	4399	15
Light Tower	Wacker LTC4	R	4398	15

J.H. REID GENERAL CONTRACTOR
 3230 Hamilton Blvd.
 South Plainfield, N.J. 07080

INVOICE 12-500-15
 11/17/2012

BREAKDOWN OF COSTS
 PROJECT: BELMAR RELIEF PROJECT
 ITEM: WORK FOR 11/17/12 COST BREAKDOWN

MATERIALS

TOTAL MATERIAL \$0.00

DIRECT LABOR INCLUDING PAYROLL TAXES AND SUPPLEMENTAL BENEFITS

a. REGULAR PAY

TOTAL DIRECT LABOR \$0.00

b. LABOR -- BENEFITS

TOTAL BENEFITS \$0.00

c. LABOR - ADDITIVES TAXES & INSURANCE

TAXES:	9.990%	9.99%	\$0.00	=	\$0.00
REGULAR W/	20.180%	20.18%	\$0.00	=	\$0.00
LONGSHORE	30.410%	30.41%	\$0.00	=	\$0.00

TOTAL TAX & INSURANCE \$0.00

TOTAL LABOR & MATERIAL \$0.00

RENTAL EQUIPMENT

** REMAINING RENTAL EQUIPMENT TO BE BILLED AT THE END OF THE RENTAL PERIOD **

TOTAL RENTAL EQUIPMENT \$0.00

OWNED EQUIPMENT

Wacker LTN6 Light Towers 30.0 HR @ \$10.250 = \$307.50

TOTAL OWNED EQUIPMENT \$307.50

SUB-CONTRACTOR

TOTAL SUBCONTRACTORS \$0.00

SUBTOTAL \$307.50

OVERHEAD & PROFIT

OVERHEAD (15%) Subtotal Less Sub \$307.50 X 15% = \$46.13

OVERHEAD (5%) Sub \$0.00 X 5% = \$0.00

PROFIT (10%) \$307.50 X 10% = \$30.75

TOTAL O&P: \$76.88

TOTAL COST: \$384.38

Daily Time, Equipment, & Material Log

JH Reid General Contractor

DATE: 11/17/2012

Description of Work Performed

- Light towers were operated overnight.
- Remaining pumps were run to lower the level of the lake.

Labor

	Reg Hour	OT Hour
Operator	-	-
Laborer	-	-

* See attached breakdown

Equipment

	Hours
Trash Pumps	72
Pickup Trucks	-
PC-270	-
PC-300	-
D-3 Dozer	-
Owned Light Towers	30
Rented Light Towers	60

Subcontractors

Miscellaneous Materials

Labor Breakdown

JH Reid General Contractor

DATE: 11/17/2012

Name	Trade	Reg HR	OT HR
-	-	-	-

Equipment Breakdown

JH Reid General Contractor

DATE: 11/17/2012

Description	Model	Owned/R	Fleet #	Hours
Bulldozer	D3M	O	635	0
Excavator	PC270LC	O	483	0
Excavator	PC 300 LC	O	405	0
Pickup Truck	Ford	O	-	0
Trash Pump	Goodwin CD225	R	20104	24
Trash Pump	Goodwin CD225	R	9734	24
Trash Pump	Goodwin CD225	R	9867	24
Light Tower	Wacker LTN6	O	-	15
Light Tower	Wacker LTN6	O	-	15
Light Tower	Wacker LTN6	R	4506	15
Light Tower	Wacker LTN6	R	4507	15
Light Tower	Wacker LTC4	R	4399	15
Light Tower	Wacker LTC4	R	4398	15

J.H. REID GENERAL CONTRACTOR
 3230 Hamilton Blvd.
 South Plainfield, N.J. 07080

INVOICE 12-500-16
 11/18/2012

BREAKDOWN OF COSTS
 PROJECT: BELMAR RELIEF PROJECT
 ITEM: WORK FOR 11/18/12 COST BREAKDOWN

MATERIALS

TOTAL MATERIAL \$0.00

DIRECT LABOR INCLUDING PAYROLL TAXES AND SUPPLEMENTAL BENEFITS

a. REGULAR PAY

TOTAL DIRECT LABOR \$0.00

b. LABOR -- BENEFITS

TOTAL BENEFITS \$0.00

c. LABOR - ADDITIVES TAXES & INSURANCE

TAXES:	9.990%	9.99%	\$0.00	=	\$0.00
REGULAR W/	20.180%	20.18%	\$0.00	=	\$0.00
LONGSHORE	30.410%	30.41%	\$0.00	=	\$0.00

TOTAL TAX & INSURANCE \$0.00

TOTAL LABOR & MATERIAL \$0.00

RENTAL EQUIPMENT

** REMAINING RENTAL EQUIPMENT TO BE BILLED AT THE END OF THE RENTAL PERIOD **

TOTAL RENTAL EQUIPMENT \$0.00

OWNED EQUIPMENT

Wacker LTN6 Light Towers 30.0 HR @ \$10.250 = \$307.50

TOTAL OWNED EQUIPMENT \$307.50

SUB-CONTRACTOR

TOTAL SUBCONTRACTORS \$0.00

SUBTOTAL \$307.50

OVERHEAD & PROFIT

OVERHEAD (15%) Subtotal Less Sub	\$307.50	X	15% =	\$46.13
OVERHEAD (5%) Sub	\$0.00	X	5% =	\$0.00
PROFIT (10%)	\$307.50	X	10% =	\$30.75

TOTAL O&P: \$76.88

TOTAL COST: \$384.38

Daily Time, Equipment, & Material Log

JH Reid General Contractor

DATE: 11/18/2012

Description of Work Performed

- Light towers were operated overnight.
- Remaining pumps were run to lower the level of the lake.

Labor

	Reg Hour	OT Hour
Operator	-	-
Laborer	-	-

* See attached breakdown

Equipment

	Hours
Trash Pumps	72
Pickup Trucks	-
PC-270	-
PC-300	-
D-3 Dozer	-
Owned Light Towers	30
Rented Light Towers	60

Subcontractors

Miscellaneous Materials

Labor Breakdown

JH Reid General Contractor

DATE: 11/18/2012

Name	Trade	Reg HR	OT HR
-	-	-	-

Equipment Breakdown

JH Reid General Contractor

DATE: 11/18/2012

Description	Model	Owned/R	Fleet #	Hours
Bulldozer	D3M	O	635	0
Excavator	PC270LC	O	483	0
Excavator	PC 300 LC	O	405	0
Pickup Truck	Ford	O	-	0
Trash Pump	Goodwin CD225	R	20104	24
Trash Pump	Goodwin CD225	R	9734	24
Trash Pump	Goodwin CD225	R	9867	24
Light Tower	Wacker LTN6	O	-	15
Light Tower	Wacker LTN6	O	-	15
Light Tower	Wacker LTN6	R	4506	15
Light Tower	Wacker LTN6	R	4507	15
Light Tower	Wacker LTC4	R	4399	15
Light Tower	Wacker LTC4	R	4398	15

For the Period Ending: 11-18-12

Job: 12-500 Belmar Relief Jobsite

DOMINGOS S FERNANDES Journeyman
 14 HIRAM PLACE
 HARRISON, NJ 07029
 146-02-7367 Caucasian Male
 M - 0 Laborer Reg

11-12	11-13	11-14	11-15	11-16	11-17	11-18	Total	Hours	Rate	Gross This Job	Total Gross	FWH FICA	SWH SUI/SDI	Other Deducts	Net
			8.00	8.00			16.00		33.20	531.20	2,552.45	446.48	97.05	247.55	1,617.15
											531.20			144.22	

LOUIS M FERNANDES Journeyman
 9 OLD MANOR ROAD
 HOLMDEL, NJ 07733
 142-62-1437 Caucasian Male
 M - 1 Laborer-Foreman Reg
 Laborer-Foreman OT

11-12	11-13	11-14	11-15	11-16	11-17	11-18	Total	Hours	Rate	Gross This Job	Total Gross	FWH FICA	SWH SUI/SDI	Other Deducts	Net
8.00	8.00	8.00	8.00	8.00			40.00		35.45	1,416.00	1,740.70	225.27	46.36	174.97	1,195.75
2.00	2.00						4.00		53.18	212.70					
											1,630.70			98.35	

RICHARD LANGE Journeyman
 566 MEADOW RD
 BRIDGEWATER, NJ 08807
 147-56-6503 Caucasian Male
 M - 0 Op-Backhoe Reg
 Op-Backhoe OT

11-12	11-13	11-14	11-15	11-16	11-17	11-18	Total	Hours	Rate	Gross This Job	Total Gross	FWH FICA	SWH SUI/SDI	Other Deducts	Net		
8.00	8.00			8.00			24.00		42.02	1,008.48	3,608.09	787.63	181.95	217.72	2,538.73		
1.00	2.00						3.00		63.03	189.09							
											1,197.57			55.21	23.80		
														18.64	5.16	19.76	292.98
											336.16			4.99	2.15		

MICHAEL T MESSINA Journeyman
 3424 JEFFERSON AVENUE
 TOMS RIVER, NJ 08753
 140-40-0141 Caucasian Male
 S - 0 Op-Lead Engineer Reg

11-12	11-13	11-14	11-15	11-16	11-17	11-18	Total	Hours	Rate	Gross This Job	Total Gross	FWH FICA	SWH SUI/SDI	Other Deducts	Net
2.00							2.00		45.01	90.02	2,806.61	648.51	151.85	157.10	1,808.45
											90.02			40.70	

Arthur Ginnino Other
 64 Mountain Avenue
 Warren, NJ 07059
 099-60-0852 Caucasian Male
 M - 0 Driver-Tractor Trlr Reg
 Driver-Tractor Trlr OT

11-12	11-13	11-14	11-15	11-16	11-17	11-18	Total	Hours	Rate	Gross This Job	Total Gross	FWH FICA	SWH SUI/SDI	Other Deducts	Net	
			8.00				8.00		37.01	296.04	2,457.76	422.81		296.88	1,561.86	
											83.25					
											379.29			138.87	15.37	

GARY A HYLTON Other
 642 MILFORD MT. PLEASANT RD
 MILFORD, NJ 08848
 140-52-6241 Caucasian Male
 M - 3 Op-Pump Reg

11-12	11-13	11-14	11-15	11-16	11-17	11-18	Total	Hours	Rate	Gross This Job	Total Gross	FWH FICA	SWH SUI/SDI	Other Deducts	Net	
8.00	8.00	8.00	8.00	8.00			40.00		42.02	1,680.80	1,680.80	179.14	40.36		1,354.49	
											1,680.80			94.97	10.50	

Totals for Belmar Relief Jobsite

11-12-12	11-13-12	11-14-12	11-15-12	11-16-12	11-17-12	11-18-12	Total	Hours	Rate	Gross This Job	Total Gross	FWH FICA	SWH SUI/SDI	Other Deducts	Net	
Monday	Tuesday	Wednesday	Thursday	Friday	Saturday	Sunday				5,845.74	15,390.57		2,728.68		10,389.41	
37.00	28.00	16.00	33.50	32.00	.00	.00	146.50						577.31			
														522.73		
														51.62		
														1,113.98		

J.H. Reid General Contractor
Equipment Rates

Equipment	Blue Book Mo.	Blue Book Mo/176	Blue Book Oper.	Blue Book/hour	FEMA Code	Fema Hourly
PC-138	\$ 6,680.00	\$ 37.95	\$ 36.00	73.95	8281 \$	39.00
PC-228	\$ 8,810.00	\$ 50.06	\$ 53.90	103.96	8282 \$	65.00
PC-270	\$ 10,905.00	\$ 61.96	\$ 66.80	128.76	8283 \$	120.00
PC-300	\$ 12,670.00	\$ 71.99	\$ 82.05	154.04	8283 \$	120.00
PC-250	\$ 8,490.00	\$ 48.24	\$ 59.75	107.99	8282 \$	65.00
WA-450	\$ 8,140.00	\$ 46.25	\$ 65.30	111.55	8396 \$	82.00
WA-500	\$ 11,135.00	\$ 63.27	\$ 82.85	146.12	8397 \$	95.00
Tractor	\$ 3,390.00	\$ 19.26	\$ 52.85	72.11	8792 \$	55.00
Dump Trailer	\$ 1,215.00	\$ 6.90	\$ 4.95	11.85	8591 \$	14.00
Low Boy Trailer	\$ 2,490.00	\$ 14.15	\$ 9.35	23.50	8603 \$	25.00
Tandem Dump	\$ 4,190.00	\$ 23.81	\$ 65.00	88.81	8722 \$	60.00
P/U Truck 3/4 ton	\$ 810.00	\$ 4.60	\$ 22.55	27.15	8802 \$	20.00
P/U Truck 1-1/2	\$ 935.00	\$ 5.31	\$ 26.95	32.26	8804 \$	25.00
Boom Truck - Flatbed	\$ 2,970.00	\$ 16.88	\$ 43.25	60.13	8703 \$	43.00
Boom Truck - Crane	\$ 3,870.00	\$ 21.99	\$ 12.05	34.04	8498 \$	30.00
Street Sweeper	\$ 7,235.00	\$ 41.11	\$ 54.80	95.91	8157 \$	59.00
D6M Dozer	\$ 5,980.00	\$ 33.98	\$ 47.55	81.53	8252 \$	65.00
D3 Dozer	\$ 3,215.00	\$ 18.27	\$ 28.10	46.37	8250 \$	31.00
Rotating Grapple	\$ 2,850.00	\$ 16.19	\$ 2.00	18.19	n/a	
Fixed Grapple	\$ 1,350.00	\$ 7.67	\$ 1.00	8.67	n/a	
Light Towers	\$ 995.00	\$ 5.65	\$ 4.60	10.25	n/a	

FEMA's SCHEDULE OF EQUIPMENT RATES

**DEPARTMENT OF HOMELAND SECURITY
FEDERAL EMERGENCY MANAGEMENT AGENCY
RECOVERY DIRECTORATE
PUBLIC ASSISTANCE DIVISION
WASHINGTON, D.C. 20472**

The rates on this Schedule of Equipment Rates are for applicant-owned equipment in good mechanical condition, complete with all required attachments. Each rate covers all costs eligible under the Robert T. Stafford Disaster Relief and Emergency Assistance Act, 42 U.S.C. § 5121, et seq., for ownership and operation of equipment, including depreciation, overhead, all maintenance, field repairs, fuel, lubricants, tires, OSHA equipment and other costs incidental to operation. Standby equipment costs are not eligible.

Equipment must be in actual operation performing eligible work in order for reimbursement to be eligible. LABOR COSTS OF OPERATOR ARE NOT INCLUDED in the rates and should be approved separately from equipment costs.

Information regarding the use of the Schedule is contained in 44 CFR § 206.228 *Allowable Costs*. Rates for equipment not listed will be furnished by FEMA upon request. Any appeals shall be in accordance with 44 CFR § 206.206 *Appeals*.

THESE RATES ARE APPLICABLE TO MAJOR DISASTERS AND EMERGENCIES DECLARED BY THE PRESIDENT ON OR AFTER SEPTEMBER 15, 2010.

Cost Code	Equipment	Specification	Capacity/Size	HP	Notes	Unit	Rate
8490	Aerial Lift, Self-Propelled	Max. Platform Height	37 ft	to 15	Articulated, Telescoping, Scissor.	hour	\$8.25
8491	Aerial Lift, Self-Propelled	Max. Platform Height	60 ft	to 30	Articulated, Telescoping, Scissor.	hour	\$12.25
8492	Aerial Lift, Self-Propelled	Max. Platform Height	70 ft	to 50	Articulated, Telescoping, Scissor.	hour	\$21.00
8493	Aerial Lift, Self-Propelled	Max. Platform Height	125 ft	to 85	Articulated and Telescoping.	hour	\$55.00
8494	Aerial Lift, Self-Propelled	Max. Platform Height	150 ft	to 130	Articulated and Telescoping.	hour	\$67.00
8486	Aerial Lift, Truck Mntd	Max. Platform Height	40 ft		Articulated and Telescoping. Add to Truck rate for total rate.	hour	\$6.75
8487	Aerial Lift, Truck Mntd	Max. Platform Height	61 ft		Articulated and Telescoping. Add to Truck rate for total rate.	hour	\$12.25
8488	Aerial Lift, Truck Mntd	Max. Platform Height	80 ft		Articulated and Telescoping. Add to Truck rate for total rate.	hour	\$23.50
8489	Aerial Lift, Truck Mntd	Max. Platform Height	100 ft		Articulated and Telescoping. Add to Truck rate for total rate.	hour	\$34.00
8010	Air Compressor	Air Delivery	41 cfm	to 10	Hoses included.	hour	\$1.50
8011	Air Compressor	Air Delivery	103 cfm	to 30	Hoses included.	hour	\$7.00
8012	Air Compressor	Air Delivery	130 cfm	to 50	Hoses included.	hour	\$9.25
8013	Air Compressor	Air Delivery	175 cfm	to 90	Hoses included.	hour	\$20.00
8014	Air Compressor	Air Delivery	400 cfm	to 145	Hoses included.	hour	\$27.50
8015	Air Compressor	Air Delivery	575 cfm	to 230	Hoses included.	hour	\$45.50
8016	Air Compressor	Air Delivery	1100 cfm	to 355	Hoses included.	hour	\$51.00
8017	Air Compressor	Air Delivery	1600 cfm	to 500	Hoses included.	hour	\$60.00
8040	Ambulance			to 150		hour	\$25.50
8041	Ambulance			to 210		hour	\$32.50
8060	Auger, Portable	Hole Diameter	16 in	to 6		hour	\$1.30
8061	Auger, Portable	Hole Diameter	18 in	to 13		hour	\$3.50
8062	Auger, Tractor Mntd	Max. Auger Diameter	36 in	to 13	Includes digger, boom and mounting hardware. Add to Tractor rate for total rate.	hour	\$1.30
8063	Auger, Truck Mntd	Max. Auger Size	24 in	to 100	Includes digger, boom and mounting hardware. Add to Truck rate for total rate.	hour	\$29.00
8070	Automobile			to 130	Transporting people.	mile	\$0.50
8071	Automobile			to 130	Transporting cargo.	hour	\$13.00
8072	Automobile, Police			to 250	Patrolling.	mile	\$0.60
8073	Automobile, Police			to 250	Stationary with engine running.	hour	\$16.25
8110	Barge, Deck	Size	50'x35'x7.25'			hour	\$34.00
8111	Barge, Deck	Size	50'x35'x9'			hour	\$49.00
8112	Barge, Deck	Size	120'x45'x10'			hour	\$60.00
8113	Barge, Deck	Size	160'x45'x11'			hour	\$75.00
8050	Board, Arrow			to 8	Trailer Mounted.	hour	\$3.15
8051	Board, Message			to 5	Trailer Mounted.	hour	\$8.50
8133	Boat, Push	Size	45'x21'x6'	to 435	Flat hull.	hour	\$150.00
8134	Boat, Push	Size	54'x21'x6'	to 525	Flat hull.	hour	\$200.00
8135	Boat, Push	Size	58'x24'x7.5'	to 705	Flat hull.	hour	\$250.00
8136	Boat, Push	Size	64'x25'x8'	to 870	Flat hull.	hour	\$300.00

FEMA's SCHEDULE OF EQUIPMENT RATES

Cost Code	Equipment	Specification	Capacity/Size	HP	Notes	Unit	Rate
8130	Boat, Row				Heavy duty.	hour	\$0.85
8131	Boat, Runabout	Size	13'x5'	to 50	Outboard.	hour	\$14.00
8132	Boat, Tender	Size	14'x7'	to 100	Inboard with 360 degree drive.	hour	\$26.00
8120	Boat, Tow	Size	55'x20'x5'	to 870	Steel.	hour	\$250.00
8121	Boat, Tow	Size	60'x21'x5'	to 1050	Steel.	hour	\$300.00
8122	Boat, Tow	Size	70'x30'x7.5'	to 1350	Steel.	hour	\$450.00
8123	Boat, Tow	Size	120'x34'x8'	to 2000	Steel.	hour	\$830.00
8140	Boat, Tug	Length	16 ft	to 100		hour	\$33.50
8141	Boat, Tug	Length	18 ft	to 175		hour	\$53.00
8142	Boat, Tug	Length	26 ft	to 250		hour	\$65.00
8143	Boat, Tug	Length	40 ft	to 380		hour	\$150.00
8144	Boat, Tug	Length	51 ft	to 700		hour	\$225.00
8419	Breaker, Pavement, Hand-Held	Weight	25-90 lb			hour	\$0.65
8420	Breaker, Pavement			to 70		hour	\$31.25
8150	Broom, Pavement	Broom Length	72 in	to 35		hour	\$12.30
8151	Broom, Pavement	Broom Length	96 in	to 100		hour	\$19.75
8153	Broom, Pavement, Mntd	Broom Length	72 in	to 18	Add to Prime Mover rate for total rate.	hour	\$6.00
8154	Broom, Pavement, Pull	Broom Length	84 in	to 20	Add to Prime Mover rate for total rate.	hour	\$10.25
8270	Bucket, Clamshell	Capacity	1.0 cy		Includes teeth. Does not include Clamshell & Dragline.	hour	\$3.60
8271	Bucket, Clamshell	Capacity	2.5 cy		Includes teeth. Does not include Clamshell & Dragline.	hour	\$6.75
8272	Bucket, Clamshell	Capacity	5.0 cy		Includes teeth. Does not include Clamshell & Dragline.	hour	\$11.25
8273	Bucket, Clamshell	Capacity	7.5 cy		Includes teeth. Does not include Clamshell & Dragline.	hour	\$14.50
8275	Bucket, Dragline	Capacity	2.0 cy		Does not include Clamshell & Dragline.	hour	\$2.90
8276	Bucket, Dragline	Capacity	5.0 cy		Does not include Clamshell & Dragline.	hour	\$6.50
8277	Bucket, Dragline	Capacity	10 cy		Does not include Clamshell & Dragline.	hour	\$10.50
8278	Bucket, Dragline	Capacity	14 cy		Does not include Clamshell & Dragline.	hour	\$13.50
8180	Bus			to 150		hour	\$20.00
8181	Bus			to 210		hour	\$23.00
8182	Bus			to 300		hour	\$27.00
8190	Chain Saw	Bar Length	16 in			hour	\$1.75
8191	Chain Saw	Bar Length	25 in			hour	\$3.20
8192	Chain Saw, Pole	Bar Size	18 in			hour	\$1.60
8200	Chipper, Brush	Chipping Capacity	6 in	to 35	Trailer Mounted.	hour	\$7.50
8201	Chipper, Brush	Chipping Capacity	9 in	to 65	Trailer Mounted.	hour	\$16.00
8202	Chipper, Brush	Chipping Capacity	12 in	to 100	Trailer Mounted.	hour	\$21.75
8203	Chipper, Brush	Chipping Capacity	15 in	to 125	Trailer Mounted.	hour	\$30.75
8204	Chipper, Brush	Chipping Capacity	18 in	to 200	Trailer Mounted.	hour	\$45.50
8210	Clamshell & Dragline, Crawler		149,999 lb	to 235	Bucket not included in rate.	hour	\$86.00
8211	Clamshell & Dragline, Crawler		250,000 lb	to 520	Bucket not included in rate.	hour	\$121.00
8212	Clamshell & Dragline, Truck			to 240	Bucket not included in rate.	hour	\$130.00
8712	Cleaner, Sewer/Catch Basin	Hopper Capacity	5 cy		Truck Mounted. Add to Truck rate for total rate.	hour	\$16.00
8713	Cleaner, Sewer/Catch Basin	Hopper Capacity	14 cy		Truck Mounted. Add to Truck rate for total rate.	hour	\$21.50
8220	Compactor			to 10		hour	\$11.00
8221	Compactor, Towed, Vibratory Drum			to 45		hour	\$17.50
8222	Compactor, Vibratory, Drum			to 75		hour	\$25.00
8223	Compactor, Pneumatic, Wheel			to 100		hour	\$29.00
8225	Compactor, Sanitation			to 300		hour	\$96.00
8226	Compactor, Sanitation			to 400		hour	\$163.00
8227	Compactor, Sanitation			to 535		hour	\$225.00
8228	Compactor, Towed, Pneumatic, Wheel		10000 lb		Add to Prime Mover rate for total rate.	hour	\$7.50

FEMA's SCHEDULE OF EQUIPMENT RATES

Cost Code	Equipment	Specification	Capacity/Size	HP	Notes	Unit	Rate
8229	Compactor, Towed, Drum Static		20000 lb		Add to Prime Mover rate for total rate.	hour	\$12.25
8500	Crane	Max. Lift Capacity	8 MT	to 80		hour	\$27.00
8501	Crane	Max. Lift Capacity	15 MT	to 150		hour	\$55.00
8502	Crane	Max. Lift Capacity	50 MT	to 200		hour	\$95.00
8503	Crane	Max. Lift Capacity	70 MT	to 300		hour	\$155.00
8504	Crane	Max. Lift Capacity	110 MT	to 350		hour	\$220.00
8496	Crane, Truck Mntd	Max. Lift Capacity	24000 lb		Add to Truck rate for total rate.	hour	\$10.00
8497	Crane, Truck Mntd	Max. Lift Capacity	36000 lb		Add to Truck rate for total rate.	hour	\$16.00
8498	Crane, Truck Mntd	Max. Lift Capacity	60000 lb		Add to Truck rate for total rate.	hour	\$30.00
8195	Cutter, Brush	Cutter Size	8 ft	to 150		hour	\$90.00
8196	Cutter, Brush	Cutter Size	8 ft	to 190		hour	\$100.00
8197	Cutter, Brush	Cutter Size	10 ft	to 245		hour	\$120.00
8670	Derrick, Hydraulic Digger	Max. Boom Length	60 ft		Includes hydraulic pole alignment attachment. Add to Truck rate.	hour	\$21.00
8671	Derrick, Hydraulic Digger	Max. Boom Length	90 ft		Includes hydraulic pole alignment attachment. Add to Truck rate.	hour	\$39.00
8580	Distributor, Asphalt	Tank Capacity	500 gal		insulated tank, and circulating spray bar.	hour	\$12.00
8581	Distributor, Asphalt	Tank Capacity	1000 gal		Truck Mounted. Includes burners, insulated tank, and circulating spray bar. Add to Truck rate.	hour	\$13.00
8582	Distributor, Asphalt	Tank Capacity	4000 gal		Truck Mounted. Includes burners, insulated tank, and circulating spray bar. Add to Truck rate.	hour	\$25.00
8250	Dozer, Crawler			to 75		hour	\$31.00
8251	Dozer, Crawler			to 105		hour	\$40.00
8252	Dozer, Crawler			to 160		hour	\$65.00
8253	Dozer, Crawler			to 250		hour	\$80.00
8254	Dozer, Crawler			to 360		hour	\$135.00
8255	Dozer, Crawler			to 565		hour	\$250.00
8256	Dozer, Crawler			to 850		hour	\$340.00
8260	Dozer, Wheel			to 300		hour	\$55.00
8261	Dozer, Wheel			to 400		hour	\$110.00
8262	Dozer, Wheel			to 500		hour	\$150.00
8263	Dozer, Wheel			to 625		hour	\$200.00
8280	Excavator, Hydraulic	Bucket Capacity	0.5 cy	to 45	Crawler, Truck & Wheel. Includes bucket.	hour	\$18.00
8281	Excavator, Hydraulic	Bucket Capacity	1.0 cy	to 90	Crawler, Truck & Wheel. Includes bucket.	hour	\$39.00
8282	Excavator, Hydraulic	Bucket Capacity	1.5 cy	to 160	Crawler, Truck & Wheel. Includes bucket.	hour	\$65.00
8283	Excavator, Hydraulic	Bucket Capacity	2.5 cy	to 265	Crawler, Truck & Wheel. Includes bucket.	hour	\$120.00
8284	Excavator, Hydraulic	Bucket Capacity	4.5 cy	to 420	Crawler, Truck & Wheel. Includes bucket.	hour	\$200.00
8285	Excavator, Hydraulic	Bucket Capacity	7.5 cy	to 650	Crawler, Truck & Wheel. Includes bucket.	hour	\$240.00
8286	Excavator, Hydraulic	Bucket Capacity	12 cy	to 1000	Crawler, Truck & Wheel. Includes bucket.	hour	\$400.00
8240	Feeder, Grizzly			to 35		hour	\$17.00
8241	Feeder, Grizzly			to 55		hour	\$30.00
8242	Feeder, Grizzly			to 75		hour	\$44.00
8300	Fork Lift	Capacity	6000 lb	to 60		hour	11.75
8301	Fork Lift	Capacity	12000 lb	to 90		hour	\$17.00
8302	Fork Lift	Capacity	18000 lb	to 140		hour	\$23.00
8303	Fork Lift	Capacity	50000 lb	to 215		hour	\$50.00
8310	Generator	Prime Output	5.5 kW	to 10		hour	\$3.25
8311	Generator	Prime Output	16 kW	to 25		hour	\$8.00
8312	Generator	Prime Output	43 kW	to 65		hour	\$17.00
8313	Generator	Prime Output	100 kW	to 125		hour	\$34.00
8314	Generator	Prime Output	150 kW	to 240		hour	\$50.00
8315	Generator	Prime Output	210 kW	to 300		hour	\$60.00
8316	Generator	Prime Output	280 kW	to 400		hour	\$65.00

FEMA's SCHEDULE OF EQUIPMENT RATES

Cost Code	Equipment	Specification	Capacity/Size	HP	Notes	Unit	Rate
8317	Generator	Prime Output	350 kW	to 500		hour	\$96.00
8318	Generator	Prime Output	530 kW	to 750		hour	\$150.00
8319	Generator	Prime Output	710 kW	to 1000		hour	\$200.00
8320	Generator	Prime Output	1100 kW	to 1500		hour	\$375.00
8321	Generator	Prime Output	2500 kW	to 3000		hour	\$500.00
8755	Golf Cart	Capacity	2 person			hour	\$3.20
8330	Graders	Moldboard Size	10 ft	to 110	Includes Rigid and Articulate	hour	\$34.50
8331	Graders	Moldboard Size	12 ft	to 150	Includes Rigid and Articulate	hour	\$58.00
8332	Graders	Moldboard Size	14 ft	to 225	Includes Rigid and Articulate	hour	\$70.00
8350	Hose, Discharge	Diameter	3 in		Per 25 foot length. Includes couplings.	hour	\$0.13
8351	Hose, Discharge	Diameter	4 in		Per 25 foot length. Includes couplings.	hour	\$0.19
8352	Hose, Discharge	Diameter	6 in		Per 25 foot length. Includes couplings.	hour	\$0.50
8353	Hose, Discharge	Diameter	8 in		Per 25 foot length. Includes couplings.	hour	\$0.75
8354	Hose, Discharge	Diameter	12 in		Per 25 foot length. Includes couplings.	hour	\$1.35
8355	Hose, Discharge	Diameter	16 in		Per 25 foot length. Includes couplings.	hour	\$2.20
8356	Hose, Suction	Diameter	3 in		Per 25 foot length. Includes couplings.	hour	\$0.23
8357	Hose, Suction	Diameter	4 in		Per 25 foot length. Includes couplings.	hour	\$0.43
8358	Hose, Suction	Diameter	6 in		Per 25 foot length. Includes couplings.	hour	\$0.90
8359	Hose, Suction	Diameter	8 in		Per 25 foot length. Includes couplings.	hour	\$1.35
8360	Hose, Suction	Diameter	12 in		Per 25 foot length. Includes couplings.	hour	\$2.45
8361	Hose, Suction	Diameter	16 in		Per 25 foot length. Includes couplings.	hour	\$3.90
8517	Jackhammer (Dry)	Weight Class	25-45 lb			hour	\$1.00
8518	Jackhammer (Wet)	Weight Class	30-55 lb			hour	\$1.15
8380	Loader, Crawler	Bucket Capacity	0.5 cy	to 32	Includes bucket.	hour	\$11.50
8381	Loader, Crawler	Bucket Capacity	1 cy	to 60	Includes bucket.	hour	\$19.00
8382	Loader, Crawler	Bucket Capacity	2 cy	to 118	Includes bucket.	hour	\$42.00
8383	Loader, Crawler	Bucket Capacity	3 cy	to 178	Includes bucket.	hour	\$76.00
8384	Loader, Crawler	Bucket Capacity	4 cy	to 238	Includes bucket.	hour	\$115.00
8540	Loader, Skid-Steer	Operating Capacity	1000 lb	to 35		hour	\$11.00
8541	Loader, Skid-Steer	Operating Capacity	2000 lb	to 65		hour	\$18.00
8542	Loader, Skid-Steer	Operating Capacity	3000 lb	to 85		hour	\$22.00
8401	Loader, Tractor, Wheel			to 81		hour	\$25.00
8390	Loader, Wheel	Bucket Capacity	0.5 cy	to 38		hour	\$15.50
8391	Loader, Wheel	Bucket Capacity	1 cy	to 60		hour	\$21.50
8392	Loader, Wheel	Bucket Capacity	2 cy	to 105		hour	\$28.75
8393	Loader, Wheel	Bucket Capacity	3 cy	to 152		hour	\$40.00
8394	Loader, Wheel	Bucket Capacity	4 cy	to 200		hour	\$52.00
8395	Loader, Wheel	Bucket Capacity	5 cy	to 250		hour	\$66.00
8396	Loader, Wheel	Bucket Capacity	6 cy	to 305		hour	\$82.00
8397	Loader, Wheel	Bucket Capacity	7 cy	to 360		hour	\$95.00
8398	Loader, Wheel	Bucket Capacity	8 cy	to 530		hour	\$140.00
8570	Loader-Backhoe, Wheel	Loader Bucket Capacity	0.5 cy	to 40	Loader and Backhoe Buckets included.	hour	\$14.75
8571	Loader-Backhoe, Wheel	Loader Bucket Capacity	1 cy	to 70	Loader and Backhoe Buckets included.	hour	\$23.50
8572	Loader-Backhoe, Wheel	Loader Bucket Capacity	1.5 cy	to 95	Loader and Backhoe Buckets included.	hour	\$33.00
8573	Loader-Backhoe, Wheel	Loader Bucket Capacity	1.75 cy	to 115	Loader and Backhoe Buckets included.	hour	\$38.00
8410	Mixer, Concrete Portable	Batching Capacity	10 cft			hour	\$3.25
8411	Mixer, Concrete Portable	Batching Capacity	12 cft			hour	\$4.25
8412	Mixer, Concrete, Trailer Mntd	Batching Capacity	11 cft	to 10		hour	\$8.75
8413	Mixer, Concrete, Trailer Mntd	Batching Capacity	16 cft	to 25		hour	\$15.25
8075	Motorcycle, Police					mile	\$0.35
8633	Mulcher, Trailer Mntd	Working Capacity	7 tph	to 35		hour	\$10.25
8634	Mulcher, Trailer Mntd	Working Capacity	10 tph	to 55		hour	\$15.75
8635	Mulcher, Trailer Mntd	Working Capacity	20 tph	to 120		hour	\$24.75
8430	Paver, Asphalt, Towed				Does not include Prime Mover.	hour	\$7.00
8431	Paver, Asphalt			to 50	Includes wheel and crawler equipment.	hour	\$65.00
8432	Paver, Asphalt			to 125	Includes wheel and crawler equipment.	hour	\$115.00
8433	Paver, Asphalt			to 175	Includes wheel and crawler equipment.	hour	\$125.00
8434	Paver, Asphalt			to 250	Includes wheel and crawler equipment.	hour	\$140.00
8436	Pick-up, Asphalt			to 110		hour	\$65.00
8437	Pick-up, Asphalt			to 150		hour	\$83.00
8438	Pick-up, Asphalt			to 200		hour	\$110.00
8439	Pick-up, Asphalt			to 275		hour	\$140.00
8660	Plow, Cable	Plow Depth	24 in	to 30		hour	\$10.25

FEMA's SCHEDULE OF EQUIPMENT RATES

Cost Code	Equipment	Specification	Capacity/Size	HP	Notes	Unit	Rate
8661	Plow, Cable	Plow Depth	36 in	to 65		hour	\$27.75
8662	Plow, Cable	Plow Depth	48 in	to 110		hour	\$31.75
8450	Plow, Snow, Grader Mntd	Width	to 10 ft		Add to Grader for total rate.	hour	\$16.00
8451	Plow, Snow, Grader Mntd	Width	to 14 ft		Add to Grader for total rate.	hour	\$24.00
8452	Plow, Snow, Truck Mntd	Width	to 15 ft		Add to Truck rate for total rate.	hour	\$10.75
8453	Plow, Snow, Truck Mntd	Width	to 15 ft		With leveling wing. Add to Truck rate for total rate.	hour	\$18.50
8470	Pump			to 4	Does not include Hoses.	hour	\$2.15
8471	Pump			to 6	Does not include Hoses.	hour	\$3.20
8472	Pump			to 10	Does not include Hoses.	hour	\$4.10
8473	Pump			to 15	Does not include Hoses.	hour	\$7.75
8474	Pump			to 25	Does not include Hoses.	hour	\$9.25
8475	Pump			to 40	Does not include Hoses.	hour	\$16.00
8476	Pump			to 60	Does not include Hoses.	hour	\$18.75
8477	Pump			to 95	Does not include Hoses.	hour	\$26.50
8478	Pump			to 140	Does not include Hoses.	hour	\$31.00
8479	Pump			to 200	Does not include Hoses.	hour	\$36.00
8480	Pump			to 275	Does not include Hoses.	hour	\$80.00
8481	Pump			to 350	Does not include Hoses.	hour	\$95.00
8482	Pump			to 425	Does not include Hoses.	hour	\$120.00
8483	Pump			to 500	Does not include Hoses.	hour	\$135.00
8484	Pump			to 575	Does not include Hoses.	hour	\$155.00
8485	Pump			to 650	Does not include Hoses.	hour	\$180.00
8510	Saw, Concrete	Blade Diameter	14 in	to 14		hour	\$6.00
8511	Saw, Concrete	Blade Diameter	26 in	to 35		hour	\$13.50
8512	Saw, Concrete	Blade Diameter	48 in	to 65		hour	\$23.00
8513	Saw, Rock			to 100		hour	\$30.00
8514	Saw, Rock			to 200		hour	\$60.00
8521	Scraper	Scraper Capacity	16 cy	to 250		hour	\$90.00
8522	Scraper	Scraper Capacity	23 cy	to 365		hour	\$130.00
8523	Scraper	Scraper Capacity	34 cy	to 475		hour	\$200.00
8524	Scraper	Scraper Capacity	44 cy	to 600		hour	\$240.00
8560	Snow Blower	Capacity	2,000 tph	to 400		hour	\$140.00
8561	Snow Blower	Capacity	2,500 tph	to 500		hour	\$160.00
8562	Snow Blower	Capacity	3,500 tph	to 600		hour	\$180.00
8550	Snow Blower, Truck Mntd	Capacity	600 tph	to 75	Does not include Truck.	hour	\$37.50
8551	Snow Blower, Truck Mntd	Capacity	1400 tph	to 200	Does not include Truck.	hour	\$70.00
8552	Snow Blower, Truck Mntd	Capacity	2000 tph	to 340	Does not include Truck.	hour	\$110.00
8553	Snow Blower, Truck Mntd	Capacity	2500 tph	to 400	Does not include Truck.	hour	\$120.00
8558	Snow Thrower, Walk Behind	Cutting Width	25 in	to 5		hour	\$3.25
8559	Snow Thrower, Walk Behind	Cutting Width	60 in	to 15		hour	\$7.00
8630	Sprayer, Seed	Working Capacity	750 gal	to 30	Trailer & Truck mounted. Does not include Prime Mover.	hour	\$9.75
8631	Sprayer, Seed	Working Capacity	1250 gal	to 50	Trailer & Truck mounted. Does not include Prime Mover.	hour	\$15.00
8632	Sprayer, Seed	Working Capacity	3500 gal	to 115	Trailer & Truck mounted. Does not include Prime Mover.	hour	\$25.75
8458	Sreader, Chemical	Capacity	5 cy	to 4	Trailer & Truck mounted. Does not	hour	\$4.00
8423	Sreader, Chip	Spread Hopper Width	12.5 ft	to 152		hour	\$50.00
8424	Sreader, Chip	Spread Hopper Width	16.5 ft	to 215		hour	\$80.00
8425	Sreader, Chip, Mntd	Hopper Size	8 ft	to 8	Trailer & Truck mounted.	hour	\$3.30
8455	Sreader, Sand	Mounting	Failgate, Chassis			hour	\$3.30
8456	Sreader, Sand	Mounting	Dump Body			hour	\$5.50
8457	Sreader, Sand	Mounting	Truck (10 yd)			hour	\$7.50
8440	Striper	Paint Capacity	40 gal	to 22		hour	\$8.75
8441	Striper	Paint Capacity	90 gal	to 60		hour	\$19.00
8442	Striper	Paint Capacity	120 gal	to 122		hour	\$37.00
8445	Striper, Truck Mntd	Paint Capacity	120 gal	to 460		hour	\$70.00
8446	Striper, Walk-behind	Paint Capacity	12 gal			hour	\$3.35
8157	Sweeper, Pavement			to 110		hour	\$59.00
8158	Sweeper, Pavement			to 230		hour	\$74.00
8590	Trailer, Dump	Capacity	20 cy		Does not include Prime Mover.	hour	\$8.00

FEMA's SCHEDULE OF EQUIPMENT RATES

Cost Code	Equipment	Specification	Capacity/Size	HP	Notes	Unit	Rate
8591	Trailer, Dump	Capacity	30 cy		Does not include Prime Mover.	hour	\$14.00
8600	Trailer, Equipment	Capacity	30 ton			hour	\$10.25
8601	Trailer, Equipment	Capacity	40 ton			hour	\$12.50
8602	Trailer, Equipment	Capacity	60 ton			hour	\$15.00
8603	Trailer, Equipment	Capacity	120 ton			hour	\$25.00
8640	Trailer, Office	Trailer Size	8' x 24'			hour	\$1.70
8641	Trailer, Office	Trailer Size	8' x 32'			hour	\$1.75
8642	Trailer, Office	Trailer Size	10' x 32'			hour	\$2.60
8610	Trailer, Water	Tank Capacity	4000 gal		Includes a centrifugal pump with sump and a rear spraybar.	hour	\$11.00
8611	Trailer, Water	Tank Capacity	6000 gal		Includes a centrifugal pump with sump and a rear spraybar.	hour	\$14.00
8612	Trailer, Water	Tank Capacity	10000 gal		Includes a centrifugal pump with sump and a rear spraybar.	hour	\$16.50
8613	Trailer, Water	Tank Capacity	14000 gal		Includes a centrifugal pump with sump and a rear spraybar.	hour	\$20.50
8650	Trencher			to 40	Walk-behind, Crawler & Wheel Mounted. Chain and Wheel.	hour	\$11.75
8651	Trencher			to 85	Walk-behind, Crawler & Wheel Mounted. Chain and Wheel.	hour	\$25.00
8290	Trowel, Concrete	Diameter	48 in	to 12		hour	\$4.50
8680	Truck, Concrete Mixer	Mixer Capacity	13 cy	to 300		hour	\$75.00
8720	Truck, Dump	Struck Capacity	8 cy	to 220		hour	\$35.00
8721	Truck, Dump	Struck Capacity	10 cy	to 320		hour	\$45.00
8722	Truck, Dump	Struck Capacity	12 cy	to 400		hour	\$60.00
8723	Truck, Dump	Struck Capacity	18 cy	to 400		hour	\$65.00
8724	Truck, Dump, Off	Struck Capacity	28 cy	to 450		hour	\$105.00
8690	Truck, Fire	Pump Capacity	1000 gpm			hour	\$70.00
8691	Truck, Fire	Pump Capacity	1250 gpm			hour	\$80.00
8692	Truck, Fire	Pump Capacity	1500 gpm			hour	\$85.00
8693	Truck, Fire	Pump Capacity	2000 gpm			hour	\$90.00
8694	Truck, Fire Ladder	Ladder length	75 ft			hour	\$125.00
8695	Truck, Fire Ladder	Ladder length	150 ft			hour	\$150.00
8700	Truck, Flatbed	Maximum Gvw	15000 lb	to 200		hour	\$20.00
8701	Truck, Flatbed	Maximum Gvw	25000 lb	to 275		hour	\$22.00
8702	Truck, Flatbed	Maximum Gvw	30000 lb	to 300		hour	\$25.00
8703	Truck, Flatbed	Maximum Gvw	45000 lb	to 380		hour	\$43.00
8730	Truck, Garbage	Capacity	25 cy	to 255		hour	\$47.00
8731	Truck, Garbage	Capacity	32 cy	to 325		hour	\$55.00
8800	Truck, Pickup				Transporting people.	mile	\$0.50
8801	Truck, Pickup		½ ton			hour	\$14.00
8802	Truck, Pickup		1 ton			hour	\$20.00
8803	Truck, Pickup		1½ ton			hour	\$22.00
8804	Truck, Pickup		1½ ton			hour	\$25.00
8805	Truck, Pickup		1½ ton			hour	\$30.00
8790	Truck, Tractor	4 x 2	30000 lb	to 220		hour	\$32.00
8791	Truck, Tractor	4 x 2	45000 lb	to 310		hour	\$45.00
8792	Truck, Tractor	6 x 4	50000 lb	to 400		hour	\$55.00
8780	Truck, Water	Tank Capacity	2500 gal	to 175	Include pump and rear spray system.	hour	\$31.00
8781	Truck, Water	Tank Capacity	4000 gal	to 250	Include pump and rear spray system.	hour	\$42.00
8620	Tub Gnrder			to 440		hour	\$85.00
8621	Tub Grinder			to 630		hour	\$120.00
8622	Tub Grinder			to 760		hour	\$150.00
8623	Tub Grinder			to 1000		hour	\$270.00
8753	Vehicle, Recreational			to 10		hour	\$3.00
8750	Vehicle, Small			to 30		hour	\$7.00
8761	Vibrator, Concrete			to 4		hour	\$1.15
8770	Welder, Portable			to 16	Includes ground cable and lead cable.	hour	\$5.00
8771	Welder, Portable			to 34	Includes ground cable and lead cable.	hour	\$11.50
8772	Welder, Portable			to 50	Includes ground cable and lead cable.	hour	\$16.00
8773	Welder, Portable			to 80	Includes ground cable and lead cable.	hour	\$22.00



www.equipmentwatch.com

Rental Rate Blue Book®

November 8, 2012

Komatsu PC138USLC-8

Crawler Mounted Hydraulic Excavators



Size Class:

14.1 - 16.0 MTons 14.1 - 16.0 MTons

Weight:

31,504 lbs.

Configuration for PC138USLC-8

Power Mode	Diesel	Bucket Capacity - Heaped	65 cy
Operating Weight	14.3 MT	Net Horsepower	92.0

Equipment Notes: General Purpose bucket included in rate, unless otherwise noted.

Blue Book Rates

** FHWA Rate is equal to the monthly ownership cost divided by 176 plus the hourly estimated operating cost.

	Ownership Costs				Estimated Operating Costs	FHWA Rate**
	Monthly	Weekly	Daily	Hourly	Hourly	Hourly
Published Rates	\$6,680.00	\$1,870.00	\$470.00	\$71.00	\$36.00	\$73.95
Adjustments						
Region (100%)	-	-	-	-		
Model Year (100%)	-	-	-	-		
Ownership (100%)	-	-	-	-		
Operating (100%)						
Total:	\$6,680.00	\$1,870.00	\$470.00	\$71.00	\$36.00	\$73.95

Rate Element Allocation

Element	Percentage	Value
Depreciation (ownership)	41%	\$2,738.80 / mo
Overhaul (ownership)	46%	\$3,072.80 / mo
CFC (ownership)	6%	\$400.80 / mo
Indirect (ownership)	7%	\$467.80 / mo
Fuel (operating) @ \$4.13	38%	\$13.68 / hr

Revised Date: 2nd Half 2012



www.equipmentwatch.com

Rental Rate Blue Book®

November 8, 2012

Komatsu PC228USLC-3 (disc. 2010)
Crawler Mounted Hydraulic Excavators



Size Class:
21.1 - 24.0 MTons 21.1 - 24.0 MTons
Weight:
50,490 lbs.

Configuration for PC228USLC-3

Power Mode	Diesel	Bucket Capacity - Heaped	1.05 cy
Operating Weight	22.9 MT	Net Horsepower	148.0

Equipment Notes: General Purpose bucket included in rate, unless otherwise noted.

Blue Book Rates

** FHWA Rate is equal to the monthly ownership cost divided by 176 plus the hourly estimated operating cost.

	Ownership Costs				Estimated Operating Costs	FHWA Rate**
	Monthly	Weekly	Daily	Hourly	Hourly	Hourly
Published Rates	\$8,810.00	\$2,465.00	\$615.00	\$92.00	\$53.90	\$103.96
Adjustments						
Region (100%)	-	-	-	-		
Model Year (100%)	-	-	-	-		
Ownership (100%)	-	-	-	-		
Operating (100%)						
Total:	\$8,810.00	\$2,465.00	\$615.00	\$92.00	\$53.90	\$103.96

Rate Element Allocation

Element	Percentage	Value
Depreciation (ownership)	41%	\$3,612.10 / mo
Overhaul (ownership)	46%	\$4,052.60 / mo
CFC (ownership)	6%	\$528.60 / mo
Indirect (ownership)	7%	\$616.70 / mo
Fuel (operating) @ \$4.13	48%	\$25.67 / hr

Revised Date: 2nd Half 2012



www.equipmentwatch.com

November 8, 2012

Rental Rate Blue Book®

Komatsu PC270LC-8
Crawler Mounted Hydraulic Excavators



Size Class:
28.1 - 33.0 MTons 28.1 - 33.0 MTons
Weight:
66,399 lbs.

Configuration for PC270LC-8

Power Mode	Diesel	Bucket Capacity - Heaped	1.85 cy
Operating Weight	30.1 MT	Net Horsepower	187.0

Equipment Notes: General Purpose bucket included in rate, unless otherwise noted.

Blue Book Rates

** FHWA Rate is equal to the monthly ownership cost divided by 176 plus the hourly estimated operating cost.

	Ownership Costs				Estimated Operating Costs	FHWA Rate**
	Monthly	Weekly	Daily	Hourly	Hourly	Hourly
Published Rates	\$10,905.00	\$3,055.00	\$765.00	\$115.00	\$66.80	\$128.76
Adjustments						
Region (100%)	-	-	-	-		
Model Year (100%)	-	-	-	-		
Ownership (100%)	-	-	-	-		
Operating (100%)						
Total:	\$10,905.00	\$3,055.00	\$765.00	\$115.00	\$66.80	\$128.76

Rate Element Allocation

Element	Percentage	Value
Depreciation (ownership)	41%	\$4,471.05 / mo
Overhaul (ownership)	46%	\$5,016.30 / mo
CFC (ownership)	6%	\$654.30 / mo
Indirect (ownership)	7%	\$763.35 / mo
Fuel (operating) @ \$4.13	49%	\$32.44 / hr

Revised Date: 2nd Half 2012



www.equipmentwatch.com

Rental Rate Blue Book®

November 8, 2012

Komatsu PC300LC-8 (disc. 2010)
Crawler Mounted Hydraulic Excavators



Size Class:
33.1 - 40.0 MTons 33.1 - 40.0 MTons
Weight:
77,980 lbs.

Configuration for PC300LC-8

Power Mode **Diesel** Bucket Capacity - Heaped **2.56 cy**
Operating Weight **335.37 MT** Net Horsepower **246.0**

Equipment Notes: General Purpose bucket included in rate, unless otherwise noted.

Blue Book Rates

** FHWA Rate is equal to the monthly ownership cost divided by 176 plus the hourly estimated operating cost.

	Ownership Costs				Estimated Operating Costs	FHWA Rate**
	Monthly	Weekly	Daily	Hourly		
Published Rates	\$12,670.00	\$3,550.00	\$890.00	\$135.00	\$82.05	\$154.04
Adjustments						
Region (100%)	-	-	-	-	-	-
Model Year (100%)	-	-	-	-	-	-
Ownership (100%)	-	-	-	-	-	-
Operating (100%)	-	-	-	-	-	-
Total:	\$12,670.00	\$3,550.00	\$890.00	\$135.00	\$82.05	\$154.04

Rate Element Allocation

Element	Percentage	Value
Depreciation (ownership)	41%	\$5,194.70 / mo
Overhaul (ownership)	46%	\$5,828.20 / mo
CFC (ownership)	6%	\$760.20 / mo
Indirect (ownership)	7%	\$886.90 / mo
Fuel (operating) @ \$4.13	52%	\$42.67 / hr

Revised Date: 2nd Half 2012



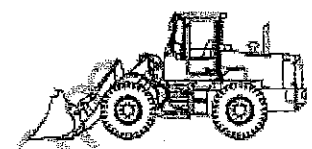
www.equipmentwatch.com

Rental Rate Blue Book®

November 8, 2012

Komatsu WA450-6 (disc. 2009)
4-Wd Articulated Wheel Loaders

Size Class:
250 - 274 HP 250 - 274 HP
Weight:
49,780 lbs.



Configuration for WA450-6

Power Mode Diesel Bucket Capacity - Heaped 5.5 cy
Net Horsepower 272.0 Operator Protection EROPS

Equipment Notes: Includes General Purpose bucket and ROPS, unless otherwise noted.

Blue Book Rates

** FHWA Rate is equal to the monthly ownership cost divided by 176 plus the hourly estimated operating cost.

	Ownership Costs				Estimated Operating Costs	FHWA Rate**
	Monthly	Weekly	Daily	Hourly	Hourly	Hourly
Published Rates	\$8,140.00	\$2,280.00	\$570.00	\$86.00	\$65.30	\$111.55
Adjustments						
Region (100%)	-	-	-	-		
Model Year (100%)	-	-	-	-		
Ownership (100%)	-	-	-	-		
Operating (100%)						
Total:	\$8,140.00	\$2,280.00	\$570.00	\$86.00	\$65.30	\$111.55

Rate Element Allocation

Element	Percentage	Value
Depreciation (ownership)	45%	\$3,663.00 / mo
Overhaul (ownership)	36%	\$2,930.40 / mo
CFC (ownership)	8%	\$651.20 / mo
Indirect (ownership)	11%	\$895.40 / mo
Fuel (operating) @ \$4.13	55%	\$35.95 / hr

Revised Date: 2nd Half 2012




www.equipmentwatch.com

Rental Rate Blue Book®

November 8, 2012

Komatsu WA500-6
4-Wd Articulated Wheel Loaders

Size Class:
275 - 349 HP 275 - 349 HP
Weight:
71,760 lbs.



Configuration for WA500-6

Power Mode Diesel Bucket Capacity - Heaped 7.3 cy
Net Horsepower 353.0 Operator Protection EROPS

Equipment Notes: Includes General Purpose bucket and ROPS, unless otherwise noted.

Blue Book Rates

** FHWA Rate is equal to the monthly ownership cost divided by 176 plus the hourly estimated operating cost.

	Ownership Costs				Estimated Operating Costs	FHWA Rate**
	Monthly	Weekly	Daily	Hourly		
Published Rates	\$11,135.00	\$3,120.00	\$780.00	\$115.00	\$82.85	\$146.12
Adjustments						
Region (100%)	-	-	-	-		
Model Year (100%)	-	-	-	-		
Ownership (100%)	-	-	-	-		
Operating (100%)					-	
Total:	\$11,135.00	\$3,120.00	\$780.00	\$115.00	\$82.85	\$146.12

Rate Element Allocation

Element	Percentage	Value
Depreciation (ownership)	45%	\$5,010.75 / mo
Overhaul (ownership)	36%	\$4,008.60 / mo
CFC (ownership)	8%	\$890.80 / mo
Indirect (ownership)	11%	\$1,224.85 / mo
Fuel (operating) @ \$4.13	56%	\$46.65 / hr

Revised Date: 2nd Half 2012



www.equipmentwatch.com

Rental Rate Blue Book®

November 8, 2012

On-Highway Truck Tractors
Miscellaneous Models

Size Class:
33,001 - 45,000 GVW 33,001 - 45,000 GVW

Configuration for On-Highway Truck Tractors

Power Mode	Diesel	Axle Configuration	6X4
Maximum Gross Vehicle Weight	45,000 lbs	Horsepower	380.0

Equipment Notes: Non-Sleeper Cab

Blue Book Rates

** FHWA Rate is equal to the monthly ownership cost divided by 176 plus the hourly estimated operating cost.

	Ownership Costs				Estimated Operating Costs	FHWA Rate**
	Monthly	Weekly	Daily	Hourly	Hourly	Hourly
Published Rates	\$3,390.00	\$950.00	\$240.00	\$36.00	\$52.85	\$72.11
Adjustments						
Region (100%)	-	-	-	-		
Model Year (100%)	-	-	-	-		
Ownership (100%)	-	-	-	-		
Operating (100%)	-	-	-	-		
Total:	\$3,390.00	\$950.00	\$240.00	\$36.00	\$52.85	\$72.11

Rate Element Allocation

Element	Percentage	Value
Depreciation (ownership)	47%	\$1,593.30 / mo
Overhaul (ownership)	39%	\$1,322.10 / mo
CFC (ownership)	5%	\$169.50 / mo
Indirect (ownership)	9%	\$305.10 / mo
Fuel (operating) @ \$4.13	73%	\$38.45 / hr

Revised Date: 2nd Half 2012



www.equipmentwatch.com

Rental Rate Blue Book®

November 8, 2012

Hydraulic Removable Gooseneck Equipment Trailers

Miscellaneous Models

Size Class:
All All

Configuration for Hydraulic Removable Gooseneck Equipment Trailers

Number of Axles **3** Number of Tires **12**
Capacity **75 t**

Equipment Notes: Costs do not include self-contained power pack.

Blue Book Rates

** FHWA Rate is equal to the monthly ownership cost divided by 176 plus the hourly estimated operating cost.

	Ownership Costs				Estimated Operating Costs	FHWA Rate**
	Monthly	Weekly	Daily	Hourly	Hourly	Hourly
Published Rates	\$2,490.00	\$695.00	\$175.00	\$26.00	\$9.35	\$23.50
Adjustments						
Region (100%)	-	-	-	-		
Model Year (100%)	-	-	-	-		
Ownership (100%)	-	-	-	-		
Operating (100%)						
Total:	\$2,490.00	\$695.00	\$175.00	\$26.00	\$9.35	\$23.50

Rate Element Allocation

Element	Percentage	Value
Depreciation (ownership)	45%	\$1,120.50 / mo
Overhaul (ownership)	34%	\$846.60 / mo
CFC (ownership)	5%	\$124.50 / mo
Indirect (ownership)	16%	\$398.40 / mo
Fuel (operating)		

Fuel cost data is not available for these rates.

Revised Date: 2nd Half 2012



www.equipmentwatch.com

November 8, 2012

Rental Rate Blue Book®

On-Highway Rear Dump Semi Trailers
Miscellaneous Models

Size Class:
All All

Configuration for On-Highway Rear Dump Semi Trailers

Capacity **21.0 cy** Payload **24.0 t**

Blue Book Rates

** FHWA Rate is equal to the monthly ownership cost divided by 176 plus the hourly estimated operating cost.

	Ownership Costs				Estimated Operating Costs	FHWA Rate**
	Monthly	Weekly	Daily	Hourly	Hourly	Hourly
Published Rates	\$1,215.00	\$340.00	\$85.00	\$13.00	\$4.95	\$11.85
Adjustments						
Region (100%)	-	-	-	-	-	-
Model Year (100%)	-	-	-	-	-	-
Ownership (100%)	-	-	-	-	-	-
Operating (100%)	-	-	-	-	-	-
Total:	\$1,215.00	\$340.00	\$85.00	\$13.00	\$4.95	\$11.85

Rate Element Allocation

Element	Percentage	Value
Depreciation (ownership)	39%	\$473.85 / mo
Overhaul (ownership)	49%	\$595.35 / mo
CFC (ownership)	3%	\$36.45 / mo
Indirect (ownership)	9%	\$109.35 / mo
Fuel (operating)		Fuel cost data is not available for these rates.

Revised Date: 2nd Half 2012



www.equipmentwatch.com

Rental Rate Blue Book®

November 8, 2012

On-Highway Rear Dumps

Miscellaneous Models

Size Class:

60,001 GVW & Over 60,001 GVW & Over

Configuration for On-Highway Rear Dumps

Power Mode	Diesel	Axle Configuration	6X4
Maximum Gross Vehicle Weight	70,000 lbs	Struck Capacity	12-18 cy
Horsepower	400.0		

Equipment Notes: Highway-type rear dump equipment presents a broad variance in list price for similar load-rated capacities. Engine, axle and transmission significantly vary the rate. Costs listed here reflect an average purchase price and are presented only for comparative purposes.

Blue Book Rates

** FHWA Rate is equal to the monthly ownership cost divided by 176 plus the hourly estimated operating cost.

	Ownership Costs				Estimated Operating Costs	FHWA Rate**
	Monthly	Weekly	Daily	Hourly	Hourly	Hourly
Published Rates	\$4,190.00	\$1,175.00	\$295.00	\$44.00	\$65.00	\$88.81
Adjustments						
Region (100%)	-	-	-	-		
Model Year (100%)	-	-	-	-		
Ownership (100%)	-	-	-	-		
Operating (100%)						
Total:	\$4,190.00	\$1,175.00	\$295.00	\$44.00	\$65.00	\$88.81

Rate Element Allocation

Element	Percentage	Value
Depreciation (ownership)	52%	\$2,178.80 / mo
Overhaul (ownership)	31%	\$1,298.90 / mo
CFC (ownership)	5%	\$209.50 / mo
Indirect (ownership)	12%	\$502.80 / mo
Fuel (operating) @ \$4.13	71%	\$46.26 / hr

Revised Date: 2nd Half 2012



www.equipmentwatch.com

Rental Rate Blue Book®

November 8, 2012

On-Highway Light Duty Trucks
Miscellaneous Models

Size Class:
200 - 299 HP 200 - 299 HP

Configuration for On-Highway Light Duty Trucks

Power Mode	Gasoline	Cab Type	Conventional
Axle Configuration	4X4	Ton Rating	3/4
Horsepower	285.0		

Blue Book Rates

** FHWA Rate is equal to the monthly ownership cost divided by 176 plus the hourly estimated operating cost.

	Ownership Costs				Estimated Operating Costs	FHWA Rate**
	Monthly	Weekly	Daily	Hourly		
Published Rates	\$810.00	\$225.00	\$56.00	\$8.00	\$25.55	\$30.15
Adjustments						
Region (100%)	-	-	-	-	-	-
Model Year (100%)	-	-	-	-	-	-
Ownership (100%)	-	-	-	-	-	-
Operating (100%)	-	-	-	-	-	-
Total:	\$810.00	\$225.00	\$56.00	\$8.00	\$25.55	\$30.15

Rate Element Allocation

Element	Percentage	Value
Depreciation (ownership)	59%	\$477.90 / mo
Overhaul (ownership)	27%	\$218.70 / mo
CFC (ownership)	4%	\$32.40 / mo
Indirect (ownership)	10%	\$81.00 / mo
Fuel (operating) @ \$3.92	83%	\$21.23 / hr

Revised Date: 2nd Half 2012



www.equipmentwatch.com

Rental Rate Blue Book®

November 8, 2012

On-Highway Light Duty Trucks

Miscellaneous Models

Size Class:

300 HP & Over 300 HP & Over

Configuration for On-Highway Light Duty Trucks

Power Mode	Gasoline	Cab Type	Conventional
Axle Configuration	4X2	Ton Rating	1 1/2
Horsepower	300.0		

Blue Book Rates

** FHWA Rate is equal to the monthly ownership cost divided by 176 plus the hourly estimated operating cost.

	Ownership Costs				Estimated Operating Costs	FHWA Rate**
	Monthly	Weekly	Daily	Hourly		
Published Rates	\$935.00	\$260.00	\$65.00	\$10.00	\$26.95	\$32.26
Adjustments						
Region (100%)	-	-	-	-		
Model Year (100%)	-	-	-	-		
Ownership (100%)	-	-	-	-		
Operating (100%)						
Total:	\$935.00	\$260.00	\$65.00	\$10.00	\$26.95	\$32.26

Rate Element Allocation

Element	Percentage	Value
Depreciation (ownership)	59%	\$551.65 / mo
Overhaul (ownership)	27%	\$252.45 / mo
CFC (ownership)	4%	\$37.40 / mo
Indirect (ownership)	10%	\$93.50 / mo
Fuel (operating) @ \$3.92	83%	\$22.34 / hr

Revised Date: 2nd Half 2012



www.equipmentwatch.com

Rental Rate Blue Book®

November 9, 2012

Portable Light Towers

Miscellaneous Models

Size Class:

Thru 7 KW Thru 7 KW

Configuration for Portable Light Towers

Power Mode	Diesel	Tower Height	30ft
Number of Lights	4	Horsepower	11.5

Blue Book Rates

** FHWA Rate is equal to the monthly ownership cost divided by 176 plus the hourly estimated operating cost.

	Ownership Costs				Estimated Operating Costs	FHWA Rate**
	Monthly	Weekly	Daily	Hourly	Hourly	Hourly
Published Rates	\$995.00	\$280.00	\$70.00	\$11.00	\$4.60	\$10.25
Adjustments						
Region (100%)	-	-	-	-		
Model Year (100%)	-	-	-	-		
Ownership (100%)	-	-	-	-		
Operating (100%)						
Total:	\$995.00	\$280.00	\$70.00	\$11.00	\$4.60	\$10.25

Rate Element Allocation

Element	Percentage	Value
Depreciation (ownership)	39%	\$388.05 / mo
Overhaul (ownership)	52%	\$517.40 / mo
CFC (ownership)	3%	\$29.85 / mo
Indirect (ownership)	6%	\$59.70 / mo
Fuel (operating) @ \$4.13	27%	\$1.23 / hr

Revised Date: 2nd Half 2012



www.equipmentwatch.com

Rental Rate Blue Book®

November 15, 2012

On-Highway Flatbed Trucks

Miscellaneous Models

Size Class:

33,001 - 45,000 GVW 33,001 - 45,000 GVW

Configuration for On-Highway Flatbed Trucks

Power Mode	Diesel	Axle Configuration	6X4
Maximum Gross Vehicle Weight	45,000 lbs	Horsepower	380.0

Blue Book Rates

** FHWA Rate is equal to the monthly ownership cost divided by 176 plus the hourly estimated operating cost.

	Ownership Costs				Estimated Operating Costs	FHWA Rate**
	Monthly	Weekly	Daily	Hourly		
Published Rates	\$2,970.00	\$830.00	\$210.00	\$32.00	\$43.25	\$60.12
Adjustments						
Region (100%)	-	-	-	-		
Model Year (100%)	-	-	-	-		
Ownership (100%)	-	-	-	-		
Operating (100%)						
Total:	\$2,970.00	\$830.00	\$210.00	\$32.00	\$43.25	\$60.12

Rate Element Allocation

Element	Percentage	Value
Depreciation (ownership)	51%	\$1,514.70 / mo
Overhaul (ownership)	31%	\$920.70 / mo
CFC (ownership)	5%	\$148.50 / mo
Indirect (ownership)	13%	\$386.10 / mo
Fuel (operating) @ \$4.13	71%	\$30.76 / hr

Revised Date: 2nd Half 2012



www.equipmentwatch.com

November 15, 2012

Rental Rate Blue Book®

National Crane 969 (disc. 2001)

Telescopic Cranes For Truck Mounting

Size Class:

42,001 lbs & Over 42,001 lbs & Over

Weight:

18,990 lbs.

Configuration for 969

Power Mode	Hydraulic	Maximum Boom Length	69.0 ft
Lift Capacity	52,000 lbs		

Equipment Notes: Rates do not include jib boom. Refer to jib boom attachments for the appropriate add-on rate.

Blue Book Rates

** FHWA Rate is equal to the monthly ownership cost divided by 176 plus the hourly estimated operating cost.

	Ownership Costs				Estimated Operating Costs Hourly	FHWA Rate** Hourly
	Monthly	Weekly	Daily	Hourly		
Published Rates	\$3,870.00	\$1,085.00	\$270.00	\$41.00	\$12.05	\$34.04
Adjustments						
Region (100%)	-	-	-	-		
Model Year (100%)	-	-	-	-		
Ownership (100%)	-	-	-	-		
Operating (100%)						
Total:	\$3,870.00	\$1,085.00	\$270.00	\$41.00	\$12.05	\$34.04

Rate Element Allocation

Element	Percentage	Value
Depreciation (ownership)	46%	\$1,780.20 / mo
Overhaul (ownership)	43%	\$1,664.10 / mo
CFC (ownership)	4%	\$154.80 / mo
Indirect (ownership)	7%	\$270.90 / mo
Fuel (operating)	Fuel cost data is not available for these rates.	

Revised Date: 1st Half 2012



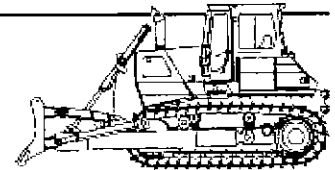
www.equipmentwatch.com

November 15, 2012

Rental Rate Blue Book®

Caterpillar D6M XL (disc. 2003)
Standard Crawler Dozers

Size Class:
130 - 159 HP 130 - 159 HP
Weight:
34,312 lbs.



Configuration for D6M XL

Power Mode	Diesel	Dozer Type	Power Angle Tilt
Operator Protection	EROPS	Net Horsepower	140.0

Equipment Notes: Includes dozer blade and operator protection as listed.

Blue Book Rates

** FHWA Rate is equal to the monthly ownership cost divided by 176 plus the hourly estimated operating cost.

	Ownership Costs				Estimated Operating Costs	FHWA Rate**
	Monthly	Weekly	Daily	Hourly	Hourly	Hourly
Published Rates	\$5,980.00	\$1,675.00	\$420.00	\$63.00	\$47.55	\$81.53
Adjustments						
Region (100%)	-	-	-	-		
Model Year (100%)	-	-	-	-		
Ownership (100%)	-	-	-	-		
Operating (100%)						
Total:	\$5,980.00	\$1,675.00	\$420.00	\$63.00	\$47.55	\$81.53

Rate Element Allocation

Element	Percentage	Value
Depreciation (ownership)	33%	\$1,973.40 / mo
Overhaul (ownership)	54%	\$3,229.20 / mo
CFC (ownership)	6%	\$358.80 / mo
Indirect (ownership)	7%	\$418.60 / mo
Fuel (operating) @ \$4.13	47%	\$22.55 / hr

Revised Date: 2nd Half 2012



www.equipmentwatch.com

Rental Rate Blue Book®

November 15, 2012

Johnston VANGUARD 4000 SP (disc. 1998)

Single Engine Pavement Sweepers

Size Class:

All All

Weight:

15,005 lbs.

Configuration for VANGUARD 4000 SP

Power Mode	Diesel	Hopper Capacity	5.5 cy
Water System Capacity	235 gal	Horsepower	160.0

Blue Book Rates

** FHWA Rate is equal to the monthly ownership cost divided by 176 plus the hourly estimated operating cost.

	Ownership Costs				Estimated Operating Costs	FHWA Rate**
	Monthly	Weekly	Daily	Hourly	Hourly	Hourly
Published Rates	\$7,235.00	\$2,025.00	\$505.00	\$76.00	\$54.80	\$95.91
Adjustments						
Region (100%)	-	-	-	-		
Model Year (100%)	-	-	-	-		
Ownership (100%)	-	-	-	-		
Operating (100%)					-	
Total:	\$7,235.00	\$2,025.00	\$505.00	\$76.00	\$54.80	\$95.91

Rate Element Allocation

Element	Percentage	Value
Depreciation (ownership)	35%	\$2,532.25 / mo
Overhaul (ownership)	58%	\$4,196.30 / mo
CFC (ownership)	3%	\$217.05 / mo
Indirect (ownership)	4%	\$289.40 / mo
Fuel (operating) @ \$4.13	45%	\$24.45 / hr

Revised Date: 2nd Half 2012



www.equipmentwatch.com

November 14, 2012

Rental Rate Blue Book®

Komatsu PC250LC-6 (disc. 1999)
Crawler Mounted Hydraulic Excavators



Size Class:
24.1 - 28.0 MTons 24.1 - 28.0 MTons
Weight:
60,795 lbs.

Configuration for PC250LC-6

Power Mode	Diesel	Bucket Capacity - Heaped	2.00 cy
Operating Weight	27.795 MT	Net Horsepower	158.0

Equipment Notes: General Purpose bucket included in rate, unless otherwise noted.

Blue Book Rates

** FHWA Rate is equal to the monthly ownership cost divided by 176 plus the hourly estimated operating cost.

	Ownership Costs				Estimated Operating Costs Hourly	FHWA Rate** Hourly
	Monthly	Weekly	Daily	Hourly		
Published Rates	\$8,490.00	\$2,375.00	\$595.00	\$89.00	\$59.75	\$107.99
Adjustments						
Region (100%)	-	-	-	-		
Model Year (100%)	-	-	-	-		
Ownership (100%)	-	-	-	-		
Operating (100%)					-	
Total:	\$8,490.00	\$2,375.00	\$595.00	\$89.00	\$59.75	\$107.99

Rate Element Allocation

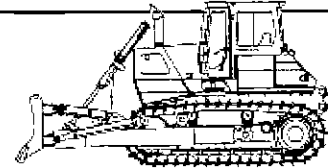
Element	Percentage	Value
Depreciation (ownership)	41%	\$3,480.90 / mo
Overhaul (ownership)	46%	\$3,905.40 / mo
CFC (ownership)	6%	\$509.40 / mo
Indirect (ownership)	7%	\$594.30 / mo
Fuel (operating) @ \$4.13	46%	\$27.41 / hr

Revised Date: 2nd Half 2012

Rental Rate Blue Book®

Caterpillar D3C SERIES II (disc. 1994) Standard Crawler Dozers

Size Class:
60 - 74 HP 60 - 74 HP
Weight:
15,159 lbs.



Configuration for D3C SERIES II

Power Mode	Diesel	Dozer Type	Power Angle Tilt
Operator Protection	ROPS	Net Horsepower	70.0

Equipment Notes: Includes dozer blade and operator protection as listed.

Blue Book Rates

** FHWA Rate is equal to the monthly ownership cost divided by 176 plus the hourly estimated operating cost.

	Ownership Costs				Estimated Operating Costs	FHWA Rate**
	Monthly	Weekly	Daily	Hourly		
Published Rates	\$3,215.00	\$900.00	\$225.00	\$34.00	\$28.10	\$46.37
Adjustments						
Region (100%)	-	-	-	-		
Model Year (100%)	-	-	-	-		
Ownership (100%)	-	-	-	-		
Operating (100%)					-	
Total:	\$3,215.00	\$900.00	\$225.00	\$34.00	\$28.10	\$46.37

Rate Element Allocation

Element	Percentage	Value
Depreciation (ownership)	33%	\$1,060.95 / mo
Overhaul (ownership)	54%	\$1,736.10 / mo
CFC (ownership)	6%	\$192.90 / mo
Indirect (ownership)	7%	\$225.05 / mo
Fuel (operating) @ \$4.13	43%	\$12.14 / hr

Revised Date: 2nd Half 2012

J.H. REID GENERAL CONTRACTOR
 3230 Hamilton Blvd.
 South Plainfield, N.J. 07080

INVOICE 12-500-17
 11/19/2012

BREAKDOWN OF COSTS
 PROJECT: BELMAR RELIEF PROJECT
 ITEM: WORK FOR 11/19/12 COST BREAKDOWN

MATERIALS

TOTAL MATERIAL \$0.00

DIRECT LABOR INCLUDING PAYROLL TAXES AND SUPPLEMENTAL BENEFITS

a. REGULAR PAY

TOTAL DIRECT LABOR \$0.00

b. LABOR -- BENEFITS

TOTAL BENEFITS \$0.00

c. LABOR - ADDITIVES TAXES & INSURANCE

TAXES:	9.990%	9.99%	\$0.00	=	\$0.00
REGULAR W/	20.180%	20.18%	\$0.00	=	\$0.00
LONGSHORE	30.410%	30.41%	\$0.00	=	\$0.00

TOTAL TAX & INSURANCE \$0.00

TOTAL LABOR & MATERIAL \$0.00

RENTAL EQUIPMENT

** REMAINING RENTAL EQUIPMENT TO BE BILLED AT THE END OF THE RENTAL PERIOD **

TOTAL RENTAL EQUIPMENT \$0.00

OWNED EQUIPMENT

Wacker LTN6 Light Towers 30.0 HR @ \$10.250 = \$307.50

TOTAL OWNED EQUIPMENT \$307.50

SUB-CONTRACTOR

TOTAL SUBCONTRACTORS \$0.00

SUBTOTAL \$307.50

OVERHEAD & PROFIT

OVERHEAD (15%) Subtotal Less Sub	\$307.50	X	15% =	\$46.13
OVERHEAD (5%) Sub	\$0.00	X	5% =	\$0.00
PROFIT (10%)	\$307.50	X	10% =	\$30.75

TOTAL O&P: \$76.88

TOTAL COST: \$384.38

For the Period Ending: 11-25-12

Job: 12-500 Belmar Relief Jobsite

LUIS M FERNANDES		Journeyman														
9 OLD MANOR ROAD HOLMDEL, NJ 07733 142-62-1437 Caucasian Male		11-19	11-20	11-21	11-22	11-23	11-24	11-25	Total	Rate	Gross This Job	Total Gross	FWH FICA SUI/SDI	SWH Deducts	Other Deducts	Net
M - 1 Laborer-Foreman OT		Mon	Tue	Wed	Thu	Fri	Sat	Sun	Hours		567.20	2,135.65	324.01	70.45	190.82	1,429.70
						8.00			8.00	70.90	567.20		120.67			
ERWIN ROMMEL		Other														
211 BIRCHVIEW DRIVE PISCATAWAY, NJ 08854 456-69-2585 Caucasian Male		11-19	11-20	11-21	11-22	11-23	11-24	11-25	Total	Rate	Gross This Job	Total Gross	FWH FICA SUI/SDI	SWH Deducts	Other Deducts	Net
S - 2 Op-Bulldozer Reg		Mon	Tue	Wed	Thu	Fri	Sat	Sun	Hours		240.00	2,175.00	430.74	104.94		1,501.11
						8.00			8.00	30.00	240.00		45.00			
						1.00			1.00	45.00	45.00					
											285.00		122.88	13.59		
THEODORE SODEN		Journeyman														
42 OCEANVIEW AVENUE HIGHLANDS, NJ 07732 136-64-0983 Caucasian Male		11-19	11-20	11-21	11-22	11-23	11-24	11-25	Total	Rate	Gross This Job	Total Gross	FWH FICA SUI/SDI	SWH Deducts	Other Deducts	Net
S - 0 Op-Backhoe Reg		Mon	Tue	Wed	Thu	Fri	Sat	Sun	Hours		966.46	1,742.31	350.51	77.35	100.06	1,103.69
				7.00	8.00	8.00			23.00	42.02	966.46		98.43	10.88		

Totals for Belmar Relief Jobsite

11-19-12	11-20-12	11-21-12	11-22-12	11-23-12	11-24-12	11-25-12	Total	Gross This Job	Total Gross	Deductions	Net
Monday	Tuesday	Wednesday	Thursday	Friday	Saturday	Sunday	Hours				
.00	.00	7.00	8.00	25.00	.00	.00	40.00	1,818.66	6,052.96	1,105.26	4,034.50
										FICA	341.98
										SWH	252.74
										SDI	24.47
										Other	290.88

J.H. Reid General Contractor
Equipment Rates

Equipment	Blue Book Mo.	Blue Book Mo/175	Blue Book Oper.	Blue Book/hour	FEMA Code	Fema Hourly
PC-138	\$ 6,680.00	37.95 \$	36.00 \$	73.95	8281 \$	39.00
PC-228	\$ 8,810.00	50.06 \$	53.90 \$	103.96	8282 \$	65.00
PC-270	\$ 10,905.00	61.96 \$	66.80 \$	128.76	8283 \$	120.00
PC-300	\$ 12,670.00	71.99 \$	82.05 \$	154.04	8283 \$	120.00
PC-250	\$ 8,490.00	48.24 \$	59.75 \$	107.99	8282 \$	65.00
WA-450	\$ 8,140.00	46.25 \$	65.30 \$	111.55	8396 \$	82.00
WA-500	\$ 11,135.00	63.27 \$	82.85 \$	146.12	8397 \$	95.00
Tractor	\$ 3,300.00	19.26 \$	52.85 \$	72.11	8792 \$	55.00
Dump Trailer	\$ 1,215.00	6.90 \$	4.95 \$	11.85	8591 \$	14.00
Low Boy Trailer	\$ 2,490.00	14.15 \$	9.35 \$	23.50	8603 \$	25.00
Tandem Dump	\$ 4,190.00	23.81 \$	65.00 \$	88.81	8722 \$	60.00
P/U Truck 3/4 ton	\$ 810.00	4.60 \$	22.55 \$	27.15	8802 \$	20.00
P/U Truck 1-1/2	\$ 935.00	5.31 \$	26.95 \$	32.26	8804 \$	25.00
Boom Truck - Flatbed	\$ 2,970.00	16.88 \$	43.25 \$	60.13	8703 \$	43.00
Boom Truck - Crane	\$ 3,870.00	21.99 \$	12.05 \$	34.04	8498 \$	30.00
Street Sweeper	\$ 7,235.00	41.11 \$	54.80 \$	95.91	8157 \$	59.00
D6M Dozer	\$ 5,980.00	33.98 \$	47.55 \$	81.53	8252 \$	65.00
D3 Dozer	\$ 3,215.00	18.27 \$	28.10 \$	46.37	8250 \$	31.00
Rotating Grapple	\$ 2,850.00	16.19 \$	2.00 \$	18.19	n/a	n/a
Fixed Grapple	\$ 1,350.00	7.67 \$	1.00 \$	8.67	n/a	n/a
Light Towers	\$ 995.00	5.65 \$	4.60 \$	10.25	n/a	n/a

FEMA's SCHEDULE OF EQUIPMENT RATES

**DEPARTMENT OF HOMELAND SECURITY
FEDERAL EMERGENCY MANAGEMENT AGENCY
RECOVERY DIRECTORATE
PUBLIC ASSISTANCE DIVISION
WASHINGTON, D.C. 20472**

The rates on this Schedule of Equipment Rates are for applicant-owned equipment in good mechanical condition, complete with all required attachments. Each rate covers all costs eligible under the Robert T. Stafford Disaster Relief and Emergency Assistance Act, 42 U.S.C. § 5121, et seq., for ownership and operation of equipment, including depreciation, overhead, all maintenance, field repairs, fuel, lubricants, tires, OSHA equipment and other costs incidental to operation. Standby equipment costs are not eligible.

Equipment must be in actual operation performing eligible work in order for reimbursement to be eligible. LABOR COSTS OF OPERATOR ARE NOT INCLUDED in the rates and should be approved separately from equipment costs.

Information regarding the use of the Schedule is contained in 44 CFR § 206.228 *Allowable Costs*. Rates for equipment not listed will be furnished by FEMA upon request. Any appeals shall be in accordance with 44 CFR § 206.206 *Appeals*.

THESE RATES ARE APPLICABLE TO MAJOR DISASTERS AND EMERGENCIES DECLARED BY THE PRESIDENT ON OR AFTER SEPTEMBER 15, 2010.

Cost Code	Equipment	Specification	Capacity/Size	HP	Notes	Unit	Rate
8490	Aerial Lift, Self-Propelled	Max. Platform Height	37 ft	to 15	Articulated, Telescoping, Scissor.	hour	\$8.25
8491	Aerial Lift, Self-Propelled	Max. Platform Height	60 ft	to 30	Articulated, Telescoping, Scissor.	hour	\$12.25
8492	Aerial Lift, Self-Propelled	Max. Platform Height	70 ft	to 50	Articulated, Telescoping, Scissor.	hour	\$21.00
8493	Aerial Lift, Self-Propelled	Max. Platform Height	125 ft	to 85	Articulated and Telescoping.	hour	\$55.00
8494	Aerial Lift, Self-Propelled	Max. Platform Height	150 ft	to 130	Articulated and Telescoping.	hour	\$67.00
8486	Aerial Lift, Truck Mntd	Max. Platform Height	40 ft		Articulated and Telescoping. Add to Truck rate for total rate.	hour	\$6.75
8487	Aerial Lift, Truck Mntd	Max. Platform Height	61 ft		Articulated and Telescoping. Add to Truck rate for total rate.	hour	\$12.25
8488	Aerial Lift, Truck Mntd	Max. Platform Height	80 ft		Articulated and Telescoping. Add to Truck rate for total rate.	hour	\$23.50
8489	Aerial Lift, Truck Mntd	Max. Platform Height	100 ft		Articulated and Telescoping. Add to Truck rate for total rate.	hour	\$34.00
8010	Air Compressor	Air Delivery	41 cfm	to 10	Hoses included.	hour	\$1.50
8011	Air Compressor	Air Delivery	103 cfm	to 30	Hoses included.	hour	\$7.00
8012	Air Compressor	Air Delivery	130 cfm	to 50	Hoses included.	hour	\$9.25
8013	Air Compressor	Air Delivery	175 cfm	to 90	Hoses included.	hour	\$20.00
8014	Air Compressor	Air Delivery	400 cfm	to 145	Hoses included.	hour	\$27.50
8015	Air Compressor	Air Delivery	575 cfm	to 230	Hoses included.	hour	\$45.50
8016	Air Compressor	Air Delivery	1100 cfm	to 355	Hoses included.	hour	\$51.00
8017	Air Compressor	Air Delivery	1600 cfm	to 500	Hoses included.	hour	\$60.00
8040	Ambulance			to 150		hour	\$25.50
8041	Ambulance			to 210		hour	\$32.50
8060	Auger, Portable	Hole Diameter	16 in	to 6		hour	\$1.30
8061	Auger, Portable	Hole Diameter	18 in	to 13		hour	\$3.50
8062	Auger, Tractor Mntd	Max. Auger Diameter	36 in	to 13	Includes digger, boom and mounting hardware. Add to Tractor rate for total rate.	hour	\$1.30
8063	Auger, Truck Mntd	Max. Auger Size	24 in	to 100	Includes digger, boom and mounting hardware. Add to Truck rate for total rate.	hour	\$29.00
8070	Automobile			to 130	Transporting people.	mile	\$0.50
8071	Automobile			to 130	Transporting cargo.	hour	\$13.00
8072	Automobile, Police			to 250	Patrolling.	mile	\$0.60
8073	Automobile, Police			to 250	Stationary with engine running.	hour	\$16.25
8110	Barge, Deck	Size	50'x35'x7.25'			hour	\$34.00
8111	Barge, Deck	Size	50'x35'x9'			hour	\$49.00
8112	Barge, Deck	Size	120'x45'x10'			hour	\$60.00
8113	Barge, Deck	Size	160'x45'x11'			hour	\$75.00
8050	Board, Arrow			to 8	Trailer Mounted.	hour	\$3.15
8051	Board, Message			to 5	Trailer Mounted.	hour	\$8.50
8133	Boat, Push	Size	45'x21'x6'	to 435	Flat hull.	hour	\$150.00
8134	Boat, Push	Size	54'x21'x6'	to 525	Flat hull.	hour	\$200.00
8135	Boat, Push	Size	58'x24'x7.5'	to 705	Flat hull.	hour	\$250.00
8136	Boat, Push	Size	64'x25'x8'	to 870	Flat hull.	hour	\$300.00

FEMA's SCHEDULE OF EQUIPMENT RATES

Cost Code	Equipment	Specification	Capacity/Size	HP	Notes	Unit	Rate
8130	Boat, Row				Heavy duty.	hour	\$0.85
8131	Boat, Runabout	Size	13'x5'	to 50	Outboard.	hour	\$14.00
8132	Boat, Tender	Size	14'x7'	to 100	Inboard with 360 degree drive.	hour	\$26.00
8120	Boat, Tow	Size	55'x20'x5'	to 870	Steel.	hour	\$250.00
8121	Boat, Tow	Size	60'x21'x5'	to 1050	Steel.	hour	\$300.00
8122	Boat, Tow	Size	70'x30'x7.5'	to 1350	Steel.	hour	\$450.00
8123	Boat, Tow	Size	120'x34'x8'	to 2000	Steel.	hour	\$830.00
8140	Boat, Tug	Length	16 ft	to 100		hour	\$33.50
8141	Boat, Tug	Length	18 ft	to 175		hour	\$53.00
8142	Boat, Tug	Length	26 ft	to 250		hour	\$65.00
8143	Boat, Tug	Length	40 ft	to 380		hour	\$150.00
8144	Boat, Tug	Length	51 ft	to 700		hour	\$225.00
8419	Breaker, Pavement, Hand-Held	Weight	25-90 lb			hour	\$0.65
8420	Breaker, Pavement			to 70		hour	\$31.25
8150	Broom, Pavement	Broom Length	72 in	to 35		hour	\$12.30
8151	Broom, Pavement	Broom Length	96 in	to 100		hour	\$19.75
8153	Broom, Pavement, Mntd	Broom Length	72 in	to 18	Add to Prime Mover rate for total rate.	hour	\$6.00
8154	Broom, Pavement, Pull	Broom Length	84 in	to 20	Add to Prime Mover rate for total rate.	hour	\$10.25
8270	Bucket, Clamshell	Capacity	1.0 cy		Includes teeth. Does not include Clamshell & Dragline.	hour	\$3.60
8271	Bucket, Clamshell	Capacity	2.5 cy		Includes teeth. Does not include Clamshell & Dragline.	hour	\$6.75
8272	Bucket, Clamshell	Capacity	5.0 cy		Includes teeth. Does not include Clamshell & Dragline.	hour	\$11.25
8273	Bucket, Clamshell	Capacity	7.5 cy		Includes teeth. Does not include Clamshell & Dragline.	hour	\$14.50
8275	Bucket, Dragline	Capacity	2.0 cy		Does not include Clamshell & Dragline.	hour	\$2.90
8276	Bucket, Dragline	Capacity	5.0 cy		Does not include Clamshell & Dragline.	hour	\$6.50
8277	Bucket, Dragline	Capacity	10 cy		Does not include Clamshell & Dragline.	hour	\$10.50
8278	Bucket, Dragline	Capacity	14 cy		Does not include Clamshell & Dragline.	hour	\$13.50
8180	Bus			to 150		hour	\$20.00
8181	Bus			to 210		hour	\$23.00
8182	Bus			to 300		hour	\$27.00
8190	Chain Saw	Bar Length	16 in			hour	\$1.75
8191	Chain Saw	Bar Length	25 in			hour	\$3.20
8192	Chain Saw, Pole	Bar Size	18 in			hour	\$1.60
8200	Chipper, Brush	Chipping Capacity	6 in	to 35	Trailer Mounted.	hour	\$7.50
8201	Chipper, Brush	Chipping Capacity	9 in	to 65	Trailer Mounted.	hour	\$16.00
8202	Chipper, Brush	Chipping Capacity	12 in	to 100	Trailer Mounted.	hour	\$21.75
8203	Chipper, Brush	Chipping Capacity	15 in	to 125	Trailer Mounted.	hour	\$30.75
8204	Chipper, Brush	Chipping Capacity	18 in	to 200	Trailer Mounted.	hour	\$45.50
8210	Clamshell & Dragline, Crawler		149,999 lb	to 235	Bucket not included in rate.	hour	\$86.00
8211	Clamshell & Dragline, Crawler		250,000 lb	to 520	Bucket not included in rate.	hour	\$121.00
8212	Clamshell & Dragline, Truck			to 240	Bucket not included in rate.	hour	\$130.00
8712	Cleaner, Sewer/Catch Basin	Hopper Capacity	5 cy		Truck Mounted. Add to Truck rate for total rate.	hour	\$16.00
8713	Cleaner, Sewer/Catch Basin	Hopper Capacity	14 cy		Truck Mounted. Add to Truck rate for total rate.	hour	\$21.50
8220	Compactor			to 10		hour	\$11.00
8221	Compactor, Towed, Vibratory Drum			to 45		hour	\$17.50
8222	Compactor, Vibratory, Drum			to 75		hour	\$25.00
8223	Compactor, Pneumatic, Wheel			to 100		hour	\$29.00
8225	Compactor, Sanitation			to 300		hour	\$96.00
8226	Compactor, Sanitation			to 400		hour	\$163.00
8227	Compactor, Sanitation			to 535		hour	\$225.00
8228	Compactor, Towed, Pneumatic, Wheel		10000 lb		Add to Prime Mover rate for total rate.	hour	\$7.50

FEMA's SCHEDULE OF EQUIPMENT RATES

Cost Code	Equipment	Specification	Capacity/Size	HP	Notes	Unit	Rate
8229	Compactor, Towed, Drum Static		20000 lb		Add to Prime Mover rate for total rate.	hour	\$12.25
8500	Crane	Max. Lift Capacity	8 MT	to 80		hour	\$27.00
8501	Crane	Max. Lift Capacity	15 MT	to 150		hour	\$55.00
8502	Crane	Max. Lift Capacity	50 MT	to 200		hour	\$95.00
8503	Crane	Max. Lift Capacity	70 MT	to 300		hour	\$155.00
8504	Crane	Max. Lift Capacity	110 MT	to 350		hour	\$220.00
8496	Crane, Truck Mntd	Max. Lift Capacity	24000 lb		Add to Truck rate for total rate.	hour	\$10.00
8497	Crane, Truck Mntd	Max. Lift Capacity	36000 lb		Add to Truck rate for total rate.	hour	\$16.00
8498	Crane, Truck Mntd	Max. Lift Capacity	60000 lb		Add to Truck rate for total rate.	hour	\$30.00
8195	Cutter, Brush	Cutter Size	8 ft	to 150		hour	\$90.00
8196	Cutter, Brush	Cutter Size	8 ft	to 190		hour	\$100.00
8197	Cutter, Brush	Cutter Size	10 ft	to 245		hour	\$120.00
8670	Derrick, Hydraulic Digger	Max. Boom Length	60 ft		Includes hydraulic pole alignment attachment. Add to Truck rate.	hour	\$21.00
8671	Derrick, Hydraulic Digger	Max. Boom Length	90 ft		Includes hydraulic pole alignment attachment. Add to Truck rate.	hour	\$39.00
8580	Distributor, Asphalt	Tank Capacity	500 gal		insulated tank, and circulating spray bar.	hour	\$12.00
8581	Distributor, Asphalt	Tank Capacity	1000 gal		Truck Mounted. Includes burners, insulated tank, and circulating spray bar. Add to Truck rate.	hour	\$13.00
8582	Distributor, Asphalt	Tank Capacity	4000 gal		Truck Mounted. Includes burners, insulated tank, and circulating spray bar. Add to Truck rate.	hour	\$25.00
8250	Dozer, Crawler			to 75		hour	\$31.00
8251	Dozer, Crawler			to 105		hour	\$40.00
8252	Dozer, Crawler			to 160		hour	\$65.00
8253	Dozer, Crawler			to 250		hour	\$80.00
8254	Dozer, Crawler			to 360		hour	\$135.00
8255	Dozer, Crawler			to 565		hour	\$250.00
8256	Dozer, Crawler			to 850		hour	\$340.00
8260	Dozer, Wheel			to 300		hour	\$55.00
8261	Dozer, Wheel			to 400		hour	\$110.00
8262	Dozer, Wheel			to 500		hour	\$150.00
8263	Dozer, Wheel			to 625		hour	\$200.00
8280	Excavator, Hydraulic	Bucket Capacity	0.5 cy	to 45	Crawler, Truck & Wheel. Includes bucket.	hour	\$18.00
8281	Excavator, Hydraulic	Bucket Capacity	1.0 cy	to 90	Crawler, Truck & Wheel. Includes bucket.	hour	\$39.00
8282	Excavator, Hydraulic	Bucket Capacity	1.5 cy	to 160	Crawler, Truck & Wheel. Includes bucket.	hour	\$65.00
8283	Excavator, Hydraulic	Bucket Capacity	2.5 cy	to 265	Crawler, Truck & Wheel. Includes bucket.	hour	\$120.00
8284	Excavator, Hydraulic	Bucket Capacity	4.5 cy	to 420	Crawler, Truck & Wheel. Includes bucket.	hour	\$200.00
8285	Excavator, Hydraulic	Bucket Capacity	7.5 cy	to 650	Crawler, Truck & Wheel. Includes bucket.	hour	\$240.00
8286	Excavator, Hydraulic	Bucket Capacity	12 cy	to 1000	Crawler, Truck & Wheel. Includes bucket.	hour	\$400.00
8240	Feeder, Grizzly			to 35		hour	\$17.00
8241	Feeder, Grizzly			to 55		hour	\$30.00
8242	Feeder, Grizzly			to 75		hour	\$44.00
8300	Fork Lift	Capacity	6000 lb	to 60		hour	11.75
8301	Fork Lift	Capacity	12000 lb	to 90		hour	\$17.00
8302	Fork Lift	Capacity	18000 lb	to 140		hour	\$23.00
8303	Fork Lift	Capacity	50000 lb	to 215		hour	\$50.00
8310	Generator	Prime Output	5.5 kW	to 10		hour	\$3.25
8311	Generator	Prime Output	16 kW	to 25		hour	\$8.00
8312	Generator	Prime Output	43 kW	to 65		hour	\$17.00
8313	Generator	Prime Output	100 kW	to 125		hour	\$34.00
8314	Generator	Prime Output	150 kW	to 240		hour	\$50.00
8315	Generator	Prime Output	210 kW	to 300		hour	\$60.00
8316	Generator	Prime Output	280 kW	to 400		hour	\$85.00

FEMA's SCHEDULE OF EQUIPMENT RATES

Cost Code	Equipment	Specification	Capacity/Size	HP	Notes	Unit	Rate
8317	Generator	Prime Output	350 kW	to 500		hour	\$95.00
8318	Generator	Prime Output	530 kW	to 750		hour	\$150.00
8319	Generator	Prime Output	710 kW	to 1000		hour	\$200.00
8320	Generator	Prime Output	1100 kW	to 1500		hour	\$375.00
8321	Generator	Prime Output	2500 kW	to 3000		hour	\$500.00
8755	Golf Cart	Capacity	2 person			hour	\$3.20
8330	Graders	Moldboard Size	10 ft	to 110	Includes Rigid and Articulate	hour	\$34.50
8331	Graders	Moldboard Size	12 ft	to 150	Includes Rigid and Articulate	hour	\$58.00
8332	Graders	Moldboard Size	14 ft	to 225	Includes Rigid and Articulate	hour	\$70.00
8350	Hose, Discharge	Diameter	3 in		Per 25 foot length. Includes couplings.	hour	\$0.13
8351	Hose, Discharge	Diameter	4 in		Per 25 foot length. Includes couplings.	hour	\$0.19
8352	Hose, Discharge	Diameter	6 in		Per 25 foot length. Includes couplings.	hour	\$0.50
8353	Hose, Discharge	Diameter	8 in		Per 25 foot length. Includes couplings.	hour	\$0.75
8354	Hose, Discharge	Diameter	12 in		Per 25 foot length. Includes couplings.	hour	\$1.35
8355	Hose, Discharge	Diameter	16 in		Per 25 foot length. Includes couplings.	hour	\$2.20
8356	Hose, Suction	Diameter	3 in		Per 25 foot length. Includes couplings.	hour	\$0.23
8357	Hose, Suction	Diameter	4 in		Per 25 foot length. Includes couplings.	hour	\$0.43
8358	Hose, Suction	Diameter	6 in		Per 25 foot length. Includes couplings.	hour	\$0.90
8359	Hose, Suction	Diameter	8 in		Per 25 foot length. Includes couplings.	hour	\$1.35
8360	Hose, Suction	Diameter	12 in		Per 25 foot length. Includes couplings.	hour	\$2.45
8361	Hose, Suction	Diameter	16 in		Per 25 foot length. Includes couplings.	hour	\$3.90
8517	Jackhammer (Dry)	Weight Class	25-45 lb			hour	\$1.00
8518	Jackhammer (Wet)	Weight Class	30-55 lb			hour	\$1.15
8380	Loader, Crawler	Bucket Capacity	0.5 cy	to 32	Includes bucket.	hour	\$11.50
8381	Loader, Crawler	Bucket Capacity	1 cy	to 60	Includes bucket.	hour	\$19.00
8382	Loader, Crawler	Bucket Capacity	2 cy	to 118	Includes bucket.	hour	\$42.00
8383	Loader, Crawler	Bucket Capacity	3 cy	to 178	Includes bucket.	hour	\$76.00
8384	Loader, Crawler	Bucket Capacity	4 cy	to 238	Includes bucket.	hour	\$115.00
8540	Loader, Skid-Steer	Operating Capacity	1000 lb	to 35		hour	\$11.00
8541	Loader, Skid-Steer	Operating Capacity	2000 lb	to 65		hour	\$18.00
8542	Loader, Skid-Steer	Operating Capacity	3000 lb	to 85		hour	\$22.00
8401	Loader, Tractor, Wheel			to 81		hour	\$25.00
8390	Loader, Wheel	Bucket Capacity	0.5 cy	to 38		hour	\$15.50
8391	Loader, Wheel	Bucket Capacity	1 cy	to 60		hour	\$21.50
8392	Loader, Wheel	Bucket Capacity	2 cy	to 105		hour	\$28.75
8393	Loader, Wheel	Bucket Capacity	3 cy	to 152		hour	\$40.00
8394	Loader, Wheel	Bucket Capacity	4 cy	to 200		hour	\$52.00
8395	Loader, Wheel	Bucket Capacity	5 cy	to 250		hour	\$66.00
8396	Loader, Wheel	Bucket Capacity	6 cy	to 305		hour	\$82.00
8397	Loader, Wheel	Bucket Capacity	7 cy	to 360		hour	\$95.00
8398	Loader, Wheel	Bucket Capacity	8 cy	to 530		hour	\$140.00
8570	Loader-Backhoe, Wheel	Loader Bucket Capacity	0.5 cy	to 40	Loader and Backhoe Buckets included.	hour	\$14.75
8571	Loader-Backhoe, Wheel	Loader Bucket Capacity	1 cy	to 70	Loader and Backhoe Buckets included.	hour	\$23.50
8572	Loader-Backhoe, Wheel	Loader Bucket Capacity	1.5 cy	to 95	Loader and Backhoe Buckets included.	hour	\$33.00
8573	Loader-Backhoe, Wheel	Loader Bucket Capacity	1.75 cy	to 115	Loader and Backhoe Buckets included.	hour	\$38.00
8410	Mixer, Concrete Portable	Batching Capacity	10 cft			hour	\$3.25
8411	Mixer, Concrete Portable	Batching Capacity	12 cft			hour	\$4.25
8412	Mixer, Concrete, Trailer Mntd	Batching Capacity	11 cft	to 10		hour	\$8.75
8413	Mixer, Concrete, Trailer Mntd	Batching Capacity	16 cft	to 25		hour	\$15.25
8075	Motorcycle, Police					mile	\$0.35
8633	Mulcher, Trailer Mntd	Working Capacity	7 tph	to 35		hour	\$10.25
8634	Mulcher, Trailer Mntd	Working Capacity	10 tph	to 55		hour	\$15.75
8635	Mulcher, Trailer Mntd	Working Capacity	20 tph	to 120		hour	\$24.75
8430	Paver, Asphalt, Towed				Does not include Prime Mover.	hour	\$7.00
8431	Paver, Asphalt			to 50	Includes wheel and crawler equipment.	hour	\$65.00
8432	Paver, Asphalt			to 125	Includes wheel and crawler equipment.	hour	\$115.00
8433	Paver, Asphalt			to 175	Includes wheel and crawler equipment.	hour	\$125.00
8434	Paver, Asphalt			to 250	Includes wheel and crawler equipment.	hour	\$140.00
8436	Pick-up, Asphalt			to 110		hour	\$55.00
8437	Pick-up, Asphalt			to 150		hour	\$83.00
8438	Pick-up, Asphalt			to 200		hour	\$110.00
8439	Pick-up, Asphalt			to 275		hour	\$140.00
8680	Plow, Cable	Plow Depth	24 in	to 30		hour	\$10.25

FEMA's SCHEDULE OF EQUIPMENT RATES

Cost Code	Equipment	Specification	Capacity/Size	HP	Notes	Unit	Rate
8661	Plow, Cable	Plow Depth	36 in	to 65		hour	\$27.75
8662	Plow, Cable	Plow Depth	48 in	to 110		hour	\$31.75
8450	Plow, Snow, Grader Mntd	Width	to 10 ft		Add to Grader for total rate.	hour	\$16.00
8451	Plow, Snow, Grader Mntd	Width	to 14 ft		Add to Grader for total rate.	hour	\$24.00
8452	Plow, Snow, Truck Mntd	Width	to 15 ft		Add to Truck rate for total rate.	hour	\$10.75
8453	Plow, Snow, Truck Mntd	Width	to 15 ft		With leveling wing. Add to Truck rate for total rate.	hour	\$18.50
8470	Pump			to 4	Does not include Hoses.	hour	\$2.15
8471	Pump			to 6	Does not include Hoses.	hour	\$3.20
8472	Pump			to 10	Does not include Hoses.	hour	\$4.10
8473	Pump			to 15	Does not include Hoses.	hour	\$7.75
8474	Pump			to 25	Does not include Hoses.	hour	\$9.25
8475	Pump			to 40	Does not include Hoses.	hour	\$16.00
8476	Pump			to 60	Does not include Hoses.	hour	\$18.75
8477	Pump			to 95	Does not include Hoses.	hour	\$26.50
8478	Pump			to 140	Does not include Hoses.	hour	\$31.00
8479	Pump			to 200	Does not include Hoses.	hour	\$36.00
8480	Pump			to 275	Does not include Hoses.	hour	\$80.00
8481	Pump			to 350	Does not include Hoses.	hour	\$95.00
8482	Pump			to 425	Does not include Hoses.	hour	\$120.00
8483	Pump			to 500	Does not include Hoses.	hour	\$135.00
8484	Pump			to 575	Does not include Hoses.	hour	\$155.00
8485	Pump			to 650	Does not include Hoses.	hour	\$180.00
8510	Saw, Concrete	Blade Diameter	14 in	to 14		hour	\$6.00
8511	Saw, Concrete	Blade Diameter	26 in	to 35		hour	\$13.50
8512	Saw, Concrete	Blade Diameter	48 in	to 65		hour	\$23.00
8513	Saw, Rock			to 100		hour	\$30.00
8514	Saw, Rock			to 200		hour	\$60.00
8521	Scraper	Scraper Capacity	16 cy	to 250		hour	\$90.00
8522	Scraper	Scraper Capacity	23 cy	to 365		hour	\$130.00
8523	Scraper	Scraper Capacity	34 cy	to 475		hour	\$200.00
8524	Scraper	Scraper Capacity	44 cy	to 600		hour	\$240.00
8560	Snow Blower	Capacity	2,000 tph	to 400		hour	\$140.00
8561	Snow Blower	Capacity	2,500 tph	to 500		hour	\$160.00
8562	Snow Blower	Capacity	3,500 tph	to 600		hour	\$180.00
8550	Snow Blower, Truck Mntd	Capacity	600 tph	to 75	Does not include Truck.	hour	\$37.50
8551	Snow Blower, Truck Mntd	Capacity	1400 tph	to 200	Does not include Truck.	hour	\$70.00
8552	Snow Blower, Truck Mntd	Capacity	2000 tph	to 340	Does not include Truck.	hour	\$110.00
8553	Snow Blower, Truck Mntd	Capacity	2500 tph	to 400	Does not include Truck.	hour	\$120.00
8558	Snow Thrower, Walk Behind	Cutting Width	25 in	to 5		hour	\$3.25
8559	Snow Thrower, Walk Behind	Cutting Width	60 in	to 15		hour	\$7.00
8630	Sprayer, Seed	Working Capacity	750 gal	to 30	Trailer & Truck mounted. Does not include Prime Mover.	hour	\$9.75
8631	Sprayer, Seed	Working Capacity	1250 gal	to 50	Trailer & Truck mounted. Does not include Prime Mover.	hour	\$15.00
8632	Sprayer, Seed	Working Capacity	3500 gal	to 115	Trailer & Truck mounted. Does not include Prime Mover.	hour	\$25.75
8458	Spreader, Chemical	Capacity	5 cy	to 4	Trailer & Truck mounted. Does not	hour	\$4.00
8423	Spreader, Chip	Spread Hopper Width	12.5 ft	to 152		hour	\$50.00
8424	Spreader, Chip	Spread Hopper Width	18.5 ft	to 215		hour	\$80.00
8425	Spreader, Chip, Mntd	Hopper Size	8 ft	to 8	Trailer & Truck mounted.	hour	\$3.30
8455	Spreader, Sand	Mounting	Tailgate, Chassis			hour	\$3.30
8456	Spreader, Sand	Mounting	Dump Body			hour	\$5.50
8457	Spreader, Sand	Mounting	Truck (10 yd)			hour	\$7.50
8440	Striper	Paint Capacity	40 gal	to 22		hour	\$8.75
8441	Striper	Paint Capacity	90 gal	to 60		hour	\$19.00
8442	Striper	Paint Capacity	120 gal	to 122		hour	\$37.00
8445	Striper, Truck Mntd	Paint Capacity	120 gal	to 460		hour	\$70.00
8446	Striper, Walk-behind	Paint Capacity	12 gal			hour	\$3.35
8157	Sweeper, Pavement			to 110		hour	\$59.00
8158	Sweeper, Pavement			to 230		hour	\$74.00
8590	Trailer, Dump	Capacity	20 cy		Does not include Prime Mover.	hour	\$8.00

FEMA's SCHEDULE OF EQUIPMENT RATES

Cost Code	Equipment	Specification	Capacity/Size	HP	Notes	Unit	Rate
8591	Trailer, Dump	Capacity	30 cy		Does not include Prime Mover.	hour	\$14.00
8600	Trailer, Equipment	Capacity	30 ton			hour	\$10.25
8601	Trailer, Equipment	Capacity	40 ton			hour	\$12.50
8602	Trailer, Equipment	Capacity	60 ton			hour	\$15.00
8603	Trailer, Equipment	Capacity	120 ton			hour	\$25.00
8640	Trailer, Office	Trailer Size	8' x 24'			hour	\$1.70
8641	Trailer, Office	Trailer Size	8' x 32'			hour	\$1.75
8642	Trailer, Office	Trailer Size	10' x 32'			hour	\$2.60
8610	Trailer, Water	Tank Capacity	4000 gal		Includes a centrifugal pump with sump and a rear spraybar.	hour	\$11.00
8611	Trailer, Water	Tank Capacity	6000 gal		Includes a centrifugal pump with sump and a rear spraybar.	hour	\$14.00
8612	Trailer, Water	Tank Capacity	10000 gal		Includes a centrifugal pump with sump and a rear spraybar.	hour	\$16.50
8613	Trailer, Water	Tank Capacity	14000 gal		Includes a centrifugal pump with sump and a rear spraybar.	hour	\$20.50
8650	Trencher			to 40	Walk-behind, Crawler & Wheel Mounted. Chain and Wheel.	hour	\$11.75
8651	Trencher			to 85	Walk-behind, Crawler & Wheel Mounted. Chain and Wheel.	hour	\$25.00
8290	Trowel, Concrete	Diameter	48 in	to 12		hour	\$4.50
8680	Truck, Concrete Mixer	Mixer Capacity	13 cy	to 300		hour	\$75.00
8720	Truck, Dump	Struck Capacity	8 cy	to 220		hour	\$35.00
8721	Truck, Dump	Struck Capacity	10 cy	to 320		hour	\$45.00
8722	Truck, Dump	Struck Capacity	12 cy	to 400		hour	\$60.00
8723	Truck, Dump	Struck Capacity	18 cy	to 400		hour	\$65.00
8724	Truck, Dump, Off	Struck Capacity	28 cy	to 450		hour	\$105.00
8690	Truck, Fire	Pump Capacity	1000 gpm			hour	\$70.00
8691	Truck, Fire	Pump Capacity	1250 gpm			hour	\$80.00
8692	Truck, Fire	Pump Capacity	1500 gpm			hour	\$85.00
8693	Truck, Fire	Pump Capacity	2000 gpm			hour	\$90.00
8694	Truck, Fire Ladder	Ladder length	75 ft			hour	\$125.00
8695	Truck, Fire Ladder	Ladder length	150 ft			hour	\$150.00
8700	Truck, Flatbed	Maximum Gvw	15000 lb	to 200		hour	\$20.00
8701	Truck, Flatbed	Maximum Gvw	25000 lb	to 275		hour	\$22.00
8702	Truck, Flatbed	Maximum Gvw	30000 lb	to 300		hour	\$25.00
8703	Truck, Flatbed	Maximum Gvw	45000 lb	to 380		hour	\$43.00
8730	Truck, Garbage	Capacity	25 cy	to 255		hour	\$47.00
8731	Truck, Garbage	Capacity	32 cy	to 325		hour	\$55.00
8800	Truck, Pickup				Transporting people.	mile	\$0.50
8801	Truck, Pickup		½ ton			hour	\$14.00
8802	Truck, Pickup		1 ton			hour	\$20.00
8803	Truck, Pickup		1½ ton			hour	\$22.00
8804	Truck, Pickup		1½ ton			hour	\$25.00
8805	Truck, Pickup		1½ ton			hour	\$30.00
8790	Truck, Tractor	4 x 2	30000 lb	to 220		hour	\$32.00
8791	Truck, Tractor	4 x 2	45000 lb	to 310		hour	\$45.00
8792	Truck, Tractor	6 x 4	50000 lb	to 400		hour	\$55.00
8780	Truck, Water	Tank Capacity	2500 gal	to 175	Include pump and rear spray system.	hour	\$31.00
8781	Truck, Water	Tank Capacity	4000 gal	to 250	Include pump and rear spray system.	hour	\$42.00
8620	Tub Grinder			to 440		hour	\$85.00
8621	Tub Grinder			to 630		hour	\$120.00
8622	Tub Grinder			to 760		hour	\$150.00
8623	Tub Grinder			to 1000		hour	\$270.00
8753	Vehicle, Recreational			to 10		hour	\$3.00
8750	Vehicle, Small			to 30		hour	\$7.00
8761	Vibrator, Concrete			to 4		hour	\$1.15
8770	Welder, Portable			to 16	Includes ground cable and lead cable.	hour	\$5.00
8771	Welder, Portable			to 34	Includes ground cable and lead cable.	hour	\$11.50
8772	Welder, Portable			to 50	Includes ground cable and lead cable.	hour	\$16.00
8773	Welder, Portable			to 80	Includes ground cable and lead cable.	hour	\$22.00



www.equipmentwatch.com

Rental Rate Blue Book®

November 8, 2012

Komatsu PC300LC-8 (disc. 2010) Crawler Mounted Hydraulic Excavators



Size Class:
33.1 - 40.0 MTons 33.1 - 40.0 MTons
Weight:
77,980 lbs.

Configuration for PC300LC-8

Power Mode	Diesel	Bucket Capacity - Heaped	2.56 cy
Operating Weight	335.37 MT	Net Horsepower	246.0

Equipment Notes: General Purpose bucket included in rate, unless otherwise noted.

Blue Book Rates

** FHWA Rate is equal to the monthly ownership cost divided by 176 plus the hourly estimated operating cost.

	Ownership Costs				Estimated Operating Costs Hourly	FHWA Rate** Hourly
	Monthly	Weekly	Daily	Hourly		
Published Rates	\$12,670.00	\$3,550.00	\$890.00	\$135.00	\$82.05	\$154.04
Adjustments						
Region (100%)	-	-	-	-		
Model Year (100%)	-	-	-	-		
Ownership (100%)	-	-	-	-		
Operating (100%)	-	-	-	-		
Total:	\$12,670.00	\$3,550.00	\$890.00	\$135.00	\$82.05	\$154.04

Rate Element Allocation

Element	Percentage	Value
Depreciation (ownership)	41%	\$5,194.70 / mo
Overhaul (ownership)	46%	\$5,828.20 / mo
CFC (ownership)	6%	\$760.20 / mo
Indirect (ownership)	7%	\$886.90 / mo
Fuel (operating) @ \$4.13	52%	\$42.67 / hr

Revised Date: 2nd Half 2012



www.equipmentwatch.com

Rental Rate Blue Book®

November 8, 2012

On-Highway Light Duty Trucks
Miscellaneous Models

Size Class:
300 HP & Over 300 HP & Over

Configuration for On-Highway Light Duty Trucks

Power Mode	Gasoline	Cab Type	Conventional
Axle Configuration	4X2	Ton Rating	1 1/2
Horsepower	300.0		

Blue Book Rates

** FHWA Rate is equal to the monthly ownership cost divided by 176 plus the hourly estimated operating cost.

	Ownership Costs				Estimated Operating Costs	FHWA Rate**
	Monthly	Weekly	Daily	Hourly		
Published Rates	\$935.00	\$260.00	\$65.00	\$10.00	\$26.95	\$32.26
Adjustments						
Region (100%)	-	-	-	-		
Model Year (100%)	-	-	-	-		
Ownership (100%)	-	-	-	-		
Operating (100%)						
Total:	\$935.00	\$260.00	\$65.00	\$10.00	\$26.95	\$32.26

Rate Element Allocation

Element	Percentage	Value
Depreciation (ownership)	59%	\$551.65 / mo
Overhaul (ownership)	27%	\$252.45 / mo
CFC (ownership)	4%	\$37.40 / mo
Indirect (ownership)	10%	\$93.50 / mo
Fuel (operating) @ \$3.92	83%	\$22.34 / hr

Revised Date: 2nd Half 2012



www.equipmentwatch.com

Rental Rate Blue Book®

November 9, 2012

Portable Light Towers
Miscellaneous Models

Size Class:
Thru 7 KW Thru 7 KW

Configuration for Portable Light Towers

Power Mode	Diesel	Tower Height	30 ft
Number of Lights	4	Horsepower	11.5

Blue Book Rates

** FHWA Rate is equal to the monthly ownership cost divided by 176 plus the hourly estimated operating cost.

	Ownership Costs				Estimated Operating Costs	FHWA Rate**
	Monthly	Weekly	Daily	Hourly		
Published Rates	\$995.00	\$280.00	\$70.00	\$11.00	\$4.60	\$10.25
Adjustments						
Region (100%)	-	-	-	-		
Model Year (100%)	-	-	-	-		
Ownership (100%)	-	-	-	-		
Operating (100%)						
Total:	\$995.00	\$280.00	\$70.00	\$11.00	\$4.60	\$10.25

Rate Element Allocation

Element	Percentage	Value
Depreciation (ownership)	39%	\$388.05 / mo
Overhaul (ownership)	52%	\$517.40 / mo
CFC (ownership)	3%	\$29.85 / mo
Indirect (ownership)	6%	\$59.70 / mo
Fuel (operating) @ \$4.13	27%	\$1.23 / hr

Revised Date: 2nd Half 2012



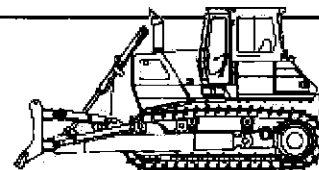
www.equipmentwatch.com

Rental Rate Blue Book®

November 23, 2012

Caterpillar D3C SERIES II (disc. 1994)
Standard Crawler Dozers

Size Class:
60 - 74 HP 60 - 74 HP
Weight:
15,159 lbs.



Configuration for D3C SERIES II

Power Mode	Diesel	Dozer Type	Power Angle Tilt
Operator Protection	ROPS	Net Horsepower	70.0

Equipment Notes: Includes dozer blade and operator protection as listed.

Blue Book Rates

** FHWA Rate is equal to the monthly ownership cost divided by 176 plus the hourly estimated operating cost.

	Ownership Costs				Estimated Operating Costs	FHWA Rate**
	Monthly	Weekly	Daily	Hourly		
Published Rates	\$3,215.00	\$900.00	\$225.00	\$34.00	\$28.10	\$46.37
Adjustments						
Region (100%)	-	-	-	-	-	-
Model Year (100%)	-	-	-	-	-	-
Ownership (100%)	-	-	-	-	-	-
Operating (100%)	-	-	-	-	-	-
Total:	\$3,215.00	\$900.00	\$225.00	\$34.00	\$28.10	\$46.37

Rate Element Allocation

Element	Percentage	Value
Depreciation (ownership)	33%	\$1,060.95 / mo
Overhaul (ownership)	54%	\$1,736.10 / mo
CFC (ownership)	6%	\$192.90 / mo
Indirect (ownership)	7%	\$225.05 / mo
Fuel (operating) @ \$4.13	43%	\$12.14 / hr

Revised Date: 2nd Half 2012

J.H. REID GENERAL CONTRACTOR
 3230 Hamilton Blvd.
 South Plainfield, N.J. 07080

INVOICE 12-500-18
 11/20/2012

BREAKDOWN OF COSTS
 PROJECT: BELMAR RELIEF PROJECT
 ITEM: WORK FOR 11/20/12 COST BREAKDOWN

MATERIALS

TOTAL MATERIAL \$0.00

DIRECT LABOR INCLUDING PAYROLL TAXES AND SUPPLEMENTAL BENEFITS

a. REGULAR PAY

TOTAL DIRECT LABOR \$0.00

b. LABOR -- BENEFITS

TOTAL BENEFITS \$0.00

c. LABOR - ADDITIVES TAXES & INSURANCE

TAXES:	9.990%	9.99%	\$0.00	=	\$0.00
REGULAR W/	20.180%	20.18%	\$0.00	=	\$0.00
LONGSHORE	30.410%	30.41%	\$0.00	=	\$0.00

TOTAL TAX & INSURANCE \$0.00

TOTAL LABOR & MATERIAL \$0.00

RENTAL EQUIPMENT

** REMAINING RENTAL EQUIPMENT TO BE BILLED AT THE END OF THE RENTAL PERIOD **

TOTAL RENTAL EQUIPMENT \$0.00

OWNED EQUIPMENT

Wacker LTN6 Light Towers 30.0 HR @ \$10,250 = \$307.50

TOTAL OWNED EQUIPMENT \$307.50

SUB-CONTRACTOR

TOTAL SUBCONTRACTORS \$0.00

SUBTOTAL \$307.50

OVERHEAD & PROFIT

OVERHEAD (15%) Subtotal Less Sub	\$307.50	X	15% =	\$46.13
OVERHEAD (5%) Sub	\$0.00	X	5% =	\$0.00
PROFIT (10%)	\$307.50	X	10% =	\$30.75

TOTAL O&P: \$76.88

TOTAL COST: \$384.38

fb

Daily Time, Equipment, & Material Log

JH Reid General Contractor

DATE: 11/20/2012

Description of Work Performed

- Light towers were operated overnight.
- Remaining pumps were run to lower the level of the lake.

Labor

	Reg Hour	OT Hour
Operator	-	-
Laborer	-	-

* See attached breakdown

Equipment

	Hours
Trash Pumps	72
Pickup Trucks	-
PC-270	-
PC-300	-
D-3 Dozer	-
Owned Light Towers	30
Rented Light Towers	60

Subcontractors

Miscellaneous Materials

Labor Breakdown

JH Reid General Contractor

DATE: 11/20/2012

Name	Trade	Reg HR	OT HR
-	-	-	-

Equipment Breakdown

JH Reid General Contractor

DATE: 11/20/2012

Description	Model	Owned/R	Fleet #	Hours
Bulldozer	D3M	O	635	0
Excavator	PC270LC	O	483	0
Excavator	PC 300 LC	O	405	0
Pickup Truck	Ford	O	-	0
Trash Pump	Goodwin CD225	R	20104	24
Trash Pump	Goodwin CD225	R	9734	24
Trash Pump	Goodwin CD225	R	9867	24
Light Tower	Wacker LTN6	O	-	15
Light Tower	Wacker LTN6	O	-	15
Light Tower	Wacker LTN6	R	4506	15
Light Tower	Wacker LTN6	R	4507	15
Light Tower	Wacker LTC4	R	4399	15
Light Tower	Wacker LTC4	R	4398	15

J.H. REID GENERAL CONTRACTOR
 3230 Hamilton Blvd.
 South Plainfield, N.J. 07080

INVOICE 12-500-19
 11/21/2012

BREAKDOWN OF COSTS
 PROJECT: BELMAR RELIEF PROJECT
 ITEM: WORK FOR 11/21/12 COST BREAKDOWN

MATERIALS

TOTAL MATERIAL \$0.00

DIRECT LABOR INCLUDING PAYROLL TAXES AND SUPPLEMENTAL BENEFITS

a. REGULAR PAY

Theodore Soden 7 HR @ \$42.02 = \$294.14

TOTAL DIRECT LABOR \$294.14

b. LABOR -- BENEFITS

Theodore Soden 7 HR @ \$27.58 = \$193.06

TOTAL BENEFITS \$193.06

c. LABOR - ADDITIVES TAXES & INSURANCE

TAXES:	9.990%	9.99%	\$294.14	=	\$29.38
REGULAR W/	20.180%	20.18%	\$294.14	=	\$59.36
LONGSHORE	30.410%	30.41%	\$0.00	=	\$0.00

TOTAL TAX & INSURANCE \$88.74

TOTAL LABOR & MATERIAL \$575.94

RENTAL EQUIPMENT

Godwin Pump Rental (Inv. 400269210)	1 LS @	\$22,550.25	=	\$22,550.25
Godwin Pump Rental (Inv. 400269211)	1 LS @	\$8,402.18	=	\$8,402.18
Godwin Pump Rental (Inv. 400269353)	1 LS @	\$16,438.41	=	\$16,438.41

TOTAL RENTAL EQUIPMENT \$47,390.84

OWNED EQUIPMENT

CAT D3 Dozer	7.0 HR @	\$31,000	=	\$217.00
Wacker LTN6 Light Towers	30.0 HR @	\$10.25	=	\$307.50

TOTAL OWNED EQUIPMENT \$524.50

SUB-CONTRACTOR

TOTAL SUBCONTRACTORS \$0.00

SUBTOTAL \$48,491.28

OVERHEAD & PROFIT

OVERHEAD (15%) Subtotal Less Sub	\$48,491.28	X	15%	=	\$7,273.69
OVERHEAD (5%) Sub	\$0.00	X	5%	=	\$0.00
PROFIT (10%)	\$48,491.28	X	10%	=	\$4,849.13

TOTAL O&P: \$12,122.82

TOTAL COST: \$60,614.10

19

Daily Time, Equipment, & Material Log

JH Reid General Contractor

DATE: 11/21/2012

Description of Work Performed

- Light towers were operated overnight.
- Remaining pumps were run to lower the level of the lake.
- D-3 dozer completed building berm around Lake Como

Labor

	Reg Hour	OT Hour
Operator	7	-
Laborer	-	-

* See attached breakdown

Equipment

	Hours
Trash Pumps	48
Pickup Trucks	-
PC-270	-
PC-300	-
D-3 Dozer	7
Owned Light Towers	30
Rented Light Towers	60

Subcontractors

Miscellaneous Materials

Labor Breakdown

JH Reid General Contractor

DATE: 11/21/2012

Name	Trade	Reg HR	OT HR
Theodore Soden	Operator	7	-

Equipment Breakdown

JH Reid General Contractor

DATE: 11/21/2012

Description	Model	Owned/R	Fleet #	Hours
Bulldozer	D3M	O	635	7
Excavator	PC270LC	O	483	0
Excavator	PC 300 LC	O	405	0
Pickup Truck	Ford	O	-	0
Trash Pump	Goodwin CD225	R	20104	16
Trash Pump	Goodwin CD225	R	9734	16
Trash Pump	Goodwin CD225	R	9867	16
Light Tower	Wacker LTN6	O	-	15
Light Tower	Wacker LTN6	O	-	15
Light Tower	Wacker LTN6	R	4506	15
Light Tower	Wacker LTN6	R	4507	15
Light Tower	Wacker LTC4	R	4399	15
Light Tower	Wacker LTC4	R	4398	15



Let's Solve Water



Invoice

Sold by:
Branch 023
6 Connerty Court
East Brunswick, NJ 08816-1633
Tel: 732-390-2166
Fax: 732-390-2156

Remit to: Xylem Dewatering Solutions, Inc.
P.O. Box 935152
Atlanta, GA 31193-5152
Phone: 856-467-3636

Cust. No.	Invoice Date	Invoice No.
00007865	11-27-2012	400269210

Page 1 of 2

S
H
I
P
T
O

J H Reid General Contractor
4th Avenue
Belmar, NJ 07715

S
O
L
D
T
O

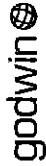
J H Reid General Contractor
PO Box 324
South Plainfield, NJ 07080-0324

Customer PO	Ordered By	Contract Date	Rental Contract #	Sales Representative	Order Taken By	Payment Terms	
Hurricane Sandy	Eric Reid	11-03-2012	223003971	Michael Simonovich	Mark L. Michael	Net 30	
QTY	ITEM	DESCRIPTION			PER	D/W/M	AMOUNT
1	FIXEDRATE124	Rental 11/03/2012 Thru 11/26/2012 *Return* Godwin Fixed Rate Serialized Item • Overtime to be billed separately. • Fleet #9734, CD225M, RGT, QD Fittings, 550.3 Hours, 100% Fuel			1	M	3,141.00
1	FIXEDRATE130	Godwin Fixed Rate Serialized Item • Overtime to be billed separately. • Fleet #9867, CD225M, RGT, QD Fittings, 9605.9 Hours, 100% Fuel			1	M	3,141.00
1	FIXEDRATE132	Godwin Fixed Rate Serialized Item • Overtime to be billed separately. • Fleet #20104, CD225M, RGT, QD Fittings, 18891.6 Hours, 75% Fuel			1	M	3,141.00
3	BN08090QDG000R	8" 90 Degree QD Bend			1	M	72.00
36	SUCTIONHOSER	8" x 10' Black Water Suction Hose W/QD			1	M	270.00
3	SCMS080NA000R	8" Suction Screen • with MQD			1	M	72.00

ALL PAST DUE INVOICES ARE SUBJECT TO
1 1/2% PER MONTH SERVICE CHARGE



Let's Solve Water



Sold by:

Branch 023
6 Connerty Court
East Brunswick, NJ 08816-1633
Tel: 732-390-2166
Fax: 732-390-2156

Remit to: Xylem Dewatering Solutions, Inc.
P.O. Box 935152
Atlanta, GA 31193-5152
Phone: 856-467-3636

S
O
L
D
T
O

J H Reid General Contractor
PO Box 324
South Plainfield, NJ 07080-0324

S
H
I
P
T
O

J H Reid General Contractor
4th Avenue
Belmar, NJ 07715

Cust. No.	Invoice Date	Invoice No.
00007865	11-27-2012	400269210

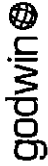
Page 2 of 2

Customer PO	Ordered By	Contract Date	Rental Contract #	Sales Representative	Order Taken By	Payment Terms
Hurricane Sandy	Eric Reid	11-03-2012	223003971	Michael Simonovich	Mark L. Michael	Net 30
QTY	ITEM	DESCRIPTION	PER	D/W/M	RATE	AMOUNT
1	PZONE03TRACTRAL	Pickup Zone 3 - Tractor Trailer			1,500.00	1,500.00
		Rental	Labor	Shipping	Misc. Charges	Taxes
		\$ 19,575.00	\$ 0.00	\$ 1,500.00	\$ 0.00	\$ 1,475.25
Total Invoice						\$ 22,550.25

ALL PAST DUE INVOICES ARE SUBJECT TO
1 1/2% PER MONTH SERVICE CHARGE



Let's Solve Water



S O L D T O

J H Reid General Contractor
PO Box 324
South Plainfield NJ 07080-0324

S H I P T O

J H Reid General Contractor
4th Avenue
Belmar, NJ 07719

Cust. No.	Invoice Date	Invoice No.
00007865	11-27-2012	400269211

Page 1 of 1

Sold by:

Invoice

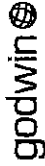
Branch 023
6 Connerly Court
East Brunswick, NJ 08816-1633
Tel: 732-390-2166
Fax: 732-390-2156

Remit to: Xylem Dewatering Solutions, Inc.
P.O. Box 935152
Atlanta, GA 31193-5152
Phone: 856-467-3636

Customer PO	Ordered By	Contract Date	Rental Contract #	Sales Representative	Order Taken By	Payment Terms	
Hurricane Sandy	Eric Reid	11-03-2012	223003971	Michael Simonovich	Mark L. Michael	Net 30	
QTY	ITEM	DESCRIPTION					AMOUNT
1	FIXEDRATE124	This invoice for overtime running charges omitted from Inv#400269210 Godwin Fixed Rate Serialized Item • Fleet # 9734 Total Allowance 48 hours Starting hours =550.3 hours Ending hours = 831.4 hours Total Usage = 281.1 hours					3,141.00
1	FIXEDRATE132	Godwin Fixed Rate Serialized Item • Fleet # 20104 Total Allowance = 48 hours Starting hours = 18891.6 hr Ending hours = 19122.7 hr Total Usage = 231.1hours					3,141.00
1	FIXEDRATE130	Godwin Fixed Rate Serialized Item • Fleet # 9867 Total Allowance = 48 hours Starting hours = 9605.9 hours Ending hours = 9767.1 hours Total Usage = 161.2 hours					1,570.50
ALL PAST DUE INVOICES ARE SUBJECT TO 1 1/2% PER MONTH SERVICE CHARGE		Rental	Labor	Shipping	Misc. Charges	Taxes	
		\$ 7,852.50	\$ 0.00	\$ 0.00	\$ 0.00	\$ 549.68	
Total Invoice						\$ 8,402.18	



Let's Solve Water



Invoice

Sold by:
 Branch 023
 6 Connerty Court
 East Brunswick, NJ 08816-1633
 Tel: 732-390-2166
 Fax: 732-390-2156

Remit to: Xylem Dewatering Solutions, Inc.
 P.O. Box 935152
 Atlanta, GA 31193-5152
 Phone: 856-467-3636

S O L D T O
 S H I P T O
 J H Reid General Contractor
 PO Box 324
 South Plainfield NJ 07080-0324

J H Reid General Contractor
 4th Avenue
 Belmar, NJ 07719

Cust. No.	Invoice Date	Invoice No.
00007865	11-27-2012	400269353

Customer PO	Ordered By	Contract Date	Rental Contract #	Sales Representative	Order Taken By	Payment Terms
Hurricane Sandy	Eric Reid	11-03-2012	223003971	Michael Simonovich	Mark L. Michael	Net 30
QTY	ITEM	DESCRIPTION	PER	D/W/M	RATE	AMOUNT
22	HSDS080050QDDR	Rental 11/03/2012 Thru 11/30/2012 8" x 50' HD Layflat Hose W/QD	1	M	693.00	15,246.00
1	BN12090QDGG000R	12" 90 Degree QD Bend	1	M	117.00	117.00
		Rental	Labor	Shipping	Misc. Charges	Taxes
		\$ 15,363.00	\$ 0.00	\$ 0.00	\$ 0.00	\$ 1,075.41
					Total Invoice	\$ 16,438.41

ALL PAST DUE INVOICES ARE SUBJECT TO
 1 1/2% PER MONTH SERVICE CHARGE

J.H. REID GENERAL CONTRACTOR
 3230 Hamilton Blvd.
 South Plainfield, N.J. 07080

INVOICE 12-500-20
 11/22/2012

BREAKDOWN OF COSTS
 PROJECT: BELMAR RELIEF PROJECT
 ITEM: WORK FOR 11/22/12 COST BREAKDOWN

MATERIALS

TOTAL MATERIAL \$0.00

DIRECT LABOR INCLUDING PAYROLL TAXES AND SUPPLEMENTAL BENEFITS

a. REGULAR PAY

Theodore Soden (HOLIDAY) 8 HR @ \$42.02 = \$336.16

TOTAL DIRECT LABOR \$336.16

b. LABOR -- BENEFITS

Theodore Soden (HOLIDAY) 7 HR @ \$27.58 = \$193.06

TOTAL BENEFITS \$193.06

c. LABOR - ADDITIVES TAXES & INSURANCE

TAXES.	9.990%	9.99%	\$336.16	=	\$33.58
REGULAR W/	20.180%	20.18%	\$336.16	=	\$67.84
LONGSHORE	30.410%	30.41%	\$0.00	=	\$0.00

TOTAL TAX & INSURANCE \$101.42

TOTAL LABOR & MATERIAL \$630.64

RENTAL EQUIPMENT

* RENTED LIGHT TOWERS TO BE BILLED AT END OF RENTAL PERIOD

TOTAL RENTAL EQUIPMENT \$0.00

OWNED EQUIPMENT

Wacker LTN6 Light Towers 30.0 HR @ \$10.25 = \$307.50

TOTAL OWNED EQUIPMENT \$307.50

SUB-CONTRACTOR

TOTAL SUBCONTRACTORS \$0.00

SUBTOTAL \$938.14

OVERHEAD & PROFIT

OVERHEAD (15%) Subtotal Less Sub	\$938.14	X	15%	=	\$140.72
OVERHEAD (5%) Sub	\$0.00	X	5%	=	\$0.00
PROFIT (10%)	\$938.14	X	10%	=	\$93.81

TOTAL O&P: \$234.53


TOTAL COST: \$1,172.67

Daily Time, Equipment, & Material Log

JH Reid General Contractor

DATE: 11/22/2012

Description of Work Performed



Labor

	Reg Hour	OT Hour
Operator	8	-
Laborer	-	-

* See attached breakdown

Equipment

	Hours
Trash Pumps	-
Pickup Trucks	-
PC-270	-
PC-300	-
D-3 Dozer	-
Owned Light Towers	30
Rented Light Towers	60

Subcontractors

Miscellaneous Materials

Labor Breakdown

JH Reid General Contractor

DATE: 11/22/2012

Name	Trade	Reg HR	OT HR
Theodore Soden	Operator	8	-

* HOLIDAY PAY

Equipment Breakdown

JH Reid General Contractor

DATE: 11/22/2012

Description	Model	Owned/R	Fleet #	Hours
Bulldozer	D3M	O	635	0
Excavator	PC270LC	O	483	0
Excavator	PC 300 LC	O	405	0
Pickup Truck	Ford	O	-	0
Trash Pump	Goodwin CD225	R	20104	-
Trash Pump	Goodwin CD225	R	9734	-
Trash Pump	Goodwin CD225	R	9867	-
Light Tower	Wacker LTN6	O	-	15
Light Tower	Wacker LTN6	O	-	15
Light Tower	Wacker LTN6	R	4506	15
Light Tower	Wacker LTN6	R	4507	15
Light Tower	Wacker LTC4	R	4399	15
Light Tower	Wacker LTC4	R	4398	15

J.H. REID GENERAL CONTRACTOR
 3230 Hamilton Blvd.
 South Plainfield, N.J. 07080

INVOICE 12-500-21
 11/23/2012

BREAKDOWN OF COSTS
 PROJECT: BELMAR RELIEF PROJECT
 ITEM: WORK FOR 11/23/12 COST BREAKDOWN

MATERIALS

TOTAL MATERIAL \$0.00

DIRECT LABOR INCLUDING PAYROLL TAXES AND SUPPLEMENTAL BENEFITS

a. REGULAR PAY

Theodore Soden	8	HR @	\$42.02 =	\$336.16
Luis Fernandes	8	HR @	\$34.45 =	\$275.60

TOTAL DIRECT LABOR \$611.76

b. LABOR -- BENEFITS

Theodore Soden	8	HR @	\$27.58 =	\$220.64
Luis Fernandes	8	HR @	\$22.88 =	\$183.04

TOTAL BENEFITS \$403.68

c. LABOR - ADDITIVES TAXES & INSURANCE

TAXES:	9.990%	9.99%	\$611.76	=	\$61.11
REGULAR W.	20.180%	20.18%	\$611.76	=	\$123.45
LONGSHORE	30.410%	30.41%	\$0.00	=	\$0.00

TOTAL TAX & INSURANCE \$184.57

TOTAL LABOR & MATERIAL \$1,200.01

RENTAL EQUIPMENT

* RENTED LIGHT TOWERS TO BE BILLED AT END OF RENTAL PERIOD

TOTAL RENTAL EQUIPMENT \$0.00

OWNED EQUIPMENT

Komatsu PC300 Excavator	8.0	HR @	\$120.000 =	\$960.00
Pickup Truck	8.0	HR @	\$20.000 =	\$160.00
Wacker LTN6 Light Towers	30.0	HR @	\$10.25 =	\$307.50

TOTAL OWNED EQUIPMENT \$1,427.50

SUB-CONTRACTOR

TOTAL SUBCONTRACTORS \$0.00

SUBTOTAL \$2,627.51

OVERHEAD & PROFIT

OVERHEAD (15%) Subtotal Less Sub	\$2,627.51	X	15%	=	\$394.13
OVERHEAD (5%) Sub	\$0.00	X	5%	=	\$0.00
PROFIT (10%)	\$2,627.51	X	10%	=	\$262.75

TOTAL O&P: \$656.88

TOTAL COST: \$3,284.39

21

Daily Time, Equipment, & Material Log

JH Reid General Contractor

DATE: 11/23/2012

Description of Work Performed

- Light towers were operated overnight.
- Remaining pumps were run to lower the level of the lake.
- Remaining pumps & hoses were broken down to prepare for pickup
- Remaining Pumps and hoses were picked up by Godwin

Labor

	Reg Hour	OT Hour
Operator	8	-
Laborer	8	-

* See attached breakdown

Equipment

	Hours
Trash Pumps	-
Pickup Trucks	8
PC-270	-
PC-300	8
D-3 Dozer	-
Owned Light Towers	30
Rented Light Towers	60

Subcontractors

Grabowski Construction - Equipment Transport

Miscellaneous Materials

Labor Breakdown

JH Reid General Contractor

DATE: 11/23/2012

Name	Trade	Reg HR	OT HR
Theodore Soden	Operator	8	-
Luis Fernandes	Laborer	8	-

Equipment Breakdown

JH Reid General Contractor

DATE: 11/23/2012

Description	Model	Owned/R	Fleet #	Hours
Bulldozer	D3M	O	635	0
Excavator	PC270LC	O	483	0
Excavator	PC 300 LC	O	405	8
Pickup Truck	Ford	O	-	8
Trash Pump	Goodwin CD225	R	20104	-
Trash Pump	Goodwin CD225	R	9734	-
Trash Pump	Goodwin CD225	R	9867	-
Light Tower	Wacker LTN6	O	-	15
Light Tower	Wacker LTN6	O	-	15
Light Tower	Wacker LTN6	R	4506	15
Light Tower	Wacker LTN6	R	4507	15
Light Tower	Wacker LTC4	R	4399	15
Light Tower	Wacker LTC4	R	4398	15

J.H. REID GENERAL CONTRACTOR
 3230 Hamilton Blvd.
 South Plainfield, N.J. 07080

INVOICE 12-500-22
 11/24/2012

BREAKDOWN OF COSTS
 PROJECT: BELMAR RELIEF PROJECT
 ITEM: WORK FOR 11/24/12 COST BREAKDOWN

MATERIALS

TOTAL MATERIAL \$0.00

DIRECT LABOR INCLUDING PAYROLL TAXES AND SUPPLEMENTAL BENEFITS

a. REGULAR PAY

TOTAL DIRECT LABOR \$0.00

b. LABOR -- BENEFITS

TOTAL BENEFITS \$0.00

c. LABOR - ADDITIVES TAXES & INSURANCE

TAXES:	9.990%	9.99%	\$0.00	=	\$0.00
REGULAR W/	20.180%	20.18%	\$0.00	=	\$0.00
LONGSHORE	30.410%	30.41%	\$0.00	=	\$0.00

TOTAL TAX & INSURANCE \$0.00

TOTAL LABOR & MATERIAL \$0.00

RENTAL EQUIPMENT

* RENTED LIGHT TOWERS TO BE BILLED AT END OF RENTAL PERIOD

TOTAL RENTAL EQUIPMENT \$0.00

OWNED EQUIPMENT

Wacker LTN6 Light Towers	30.0	HR @	\$10.25	=	\$307.50
--------------------------	------	------	---------	---	----------

TOTAL OWNED EQUIPMENT \$307.50

SUB-CONTRACTOR

TOTAL SUBCONTRACTORS \$0.00

SUBTOTAL \$307.50

OVERHEAD & PROFIT

OVERHEAD (15%) Subtotal Less Sub	\$307.50	X	15%	=	\$46.13
OVERHEAD (5%) Sub	\$0.00	X	5%	=	\$0.00
PROFIT (10%)	\$307.50	X	10%	=	\$30.75

TOTAL O&P: \$76.88

TOTAL COST: \$384.38

22

Daily Time, Equipment, & Material Log

JH Reid General Contractor

DATE: 11/24/2012

Description of Work Performed

- Light towers were operated overnight.

Labor

	Reg Hour	OT Hour
Operator	-	-
Laborer	-	-

* See attached breakdown

Equipment

	Hours
Trash Pumps	-
Pickup Trucks	-
PC-270	-
PC-300	-
D-3 Dozer	-
Owned Light Towers	30
Rented Light Towers	60

Subcontractors

Miscellaneous Materials

Labor Breakdown

JH Reid General Contractor

DATE: 11/24/2012

Name	Trade	Reg HR	OT HR
-	-	-	-

Equipment Breakdown

JH Reid General Contractor

DATE: 11/24/2012

Description	Model	Owned/R	Fleet #	Hours
Bulldozer	D3M	O	635	0
Excavator	PC270LC	O	483	0
Excavator	PC 300 LC	O	405	0
Pickup Truck	Ford	O	-	0
Light Tower	Wacker LTN6	O	-	15
Light Tower	Wacker LTN6	O	-	15
Light Tower	Wacker LTN6	R	4506	15
Light Tower	Wacker LTN6	R	4507	15
Light Tower	Wacker LTC4	R	4399	15
Light Tower	Wacker LTC4	R	4398	15

J.H. REID GENERAL CONTRACTOR
 3230 Hamilton Blvd.
 South Plainfield, N.J. 07080

INVOICE 12-500-23
 11/25/2012

BREAKDOWN OF COSTS
 PROJECT: BELMAR RELIEF PROJECT
 ITEM: WORK FOR 11/25/12 COST BREAKDOWN

MATERIALS

TOTAL MATERIAL \$0.00

DIRECT LABOR INCLUDING PAYROLL TAXES AND SUPPLEMENTAL BENEFITS

a. REGULAR PAY

TOTAL DIRECT LABOR \$0.00

b. LABOR -- BENEFITS

TOTAL BENEFITS \$0.00

c. LABOR - ADDITIVES TAXES & INSURANCE

TAXES:	9.990%	9.99%	\$0.00	=	\$0.00
REGULAR W/	20.180%	20.18%	\$0.00	=	\$0.00
LONGSHORE	30.410%	30.41%	\$0.00	=	\$0.00

TOTAL TAX & INSURANCE \$0.00

TOTAL LABOR & MATERIAL \$0.00

RENTAL EQUIPMENT

* RENTED LIGHT TOWERS TO BE BILLED AT END OF RENTAL PERIOD

TOTAL RENTAL EQUIPMENT \$0.00

OWNED EQUIPMENT

Wacker LTN6 Light Towers	30.0	HR @	\$10.25	=	\$307.50
--------------------------	------	------	---------	---	----------

TOTAL OWNED EQUIPMENT \$307.50

SUB-CONTRACTOR

TOTAL SUBCONTRACTORS \$0.00

SUBTOTAL \$307.50

OVERHEAD & PROFIT

OVERHEAD (15%) Subtotal Less Sub	\$307.50	X	15%	=	\$46.13
OVERHEAD (5%) Sub	\$0.00	X	5%	=	\$0.00
PROFIT (10%)	\$307.50	X	10%	=	\$30.75

TOTAL O&P: \$76.88

TOTAL COST: \$384.38

22

Daily Time, Equipment, & Material Log

JH Reid General Contractor

DATE: 11/25/2012

Description of Work Performed

- Light towers were operated overnight.

Labor

	Reg Hour	OT Hour
Operator	-	-
Laborer	-	-

* See attached breakdown

Equipment

	Hours
Trash Pumps	-
Pickup Trucks	-
PC-270	-
PC-300	-
D-3 Dozer	-
Owned Light Towers	30
Rented Light Towers	60

Subcontractors

Miscellaneous Materials

Labor Breakdown

JH Reid General Contractor

DATE: 11/25/2012

Name	Trade	Reg HR	OT HR
-	-	-	-

Equipment Breakdown

JH Reid General Contractor

DATE: 11/25/2012

Description	Model	Owned/R	Fleet #	Hours
Bulldozer	D3M	O	635	0
Excavator	PC270LC	O	483	0
Excavator	PC 300 LC	O	405	0
Pickup Truck	Ford	O	-	0
Light Tower	Wacker LTN6	O	-	15
Light Tower	Wacker LTN6	O	-	15
Light Tower	Wacker LTN6	R	4506	15
Light Tower	Wacker LTN6	R	4507	15
Light Tower	Wacker LTC4	R	4399	15
Light Tower	Wacker LTC4	R	4398	15

J H REID GENERAL CONTRACTOR

3230 Hamilton Boulevard - P.O. Box 324 - South Plainfield, N.J. 07080-0324 - Phone: (732) 752-4050
FAX: (732) 752-7878

Bill To:

Borough of Belmar
ATTN: Mr. William Young
Municipal Administrator

Invoice

Invoice #12-500-24
12/20/12

<u>Job No.</u>	<u>Description</u>	<u>Amount</u>
12-500	Perform Emergency Relief Work on 11/27/12 as per attached cost breakdown and T&M sheets	\$26,528.35

Payment terms: Net 30 days

J.H. REID GENERAL CONTRACTOR
 3230 Hamilton Blvd.
 South Plainfield, N.J. 07080

INVOICE 12-500-24
 11/27/2012

BREAKDOWN OF COSTS
 PROJECT: BELMAR RELIEF PROJECT
 ITEM: WORK FOR 11/27/12 COST BREAKDOWN

MATERIALS

TOTAL MATERIAL \$0.00

DIRECT LABOR INCLUDING PAYROLL TAXES AND SUPPLEMENTAL BENEFITS

a. REGULAR PAY

LUIS FERNANDEZ	8	HR @	\$34.45 =	\$275.60
BRIAN TIAGHA	8	HR @	\$33.20 =	\$265.60

TOTAL DIRECT LABOR \$541.20

b. LABOR -- BENEFITS

LUIS FERNANDEZ	8	HR @	\$22.88 =	\$183.04
BRIAN TIAGHA	8	HR @	\$22.88 =	\$183.04

TOTAL BENEFITS \$366.08

c. LABOR - ADDITIVES TAXES & INSURANCE

TAXES:	9.990%	9.99%	\$541.20	=	\$54.07
REGULAR W	20.180%	20.18%	\$541.20	=	\$109.21
LONGSHORE	30.410%	30.41%	\$0.00	=	\$0.00

TOTAL TAX & INSURANCE \$163.28

TOTAL LABOR & MATERIAL \$1,070.56

RENTAL EQUIPMENT

Sander Power Equipment - Rented Light Towers	1	LS @	\$2,696.40 =	\$2,696.40
Godwin Pumps - Invoice 400267721	1	LS @	\$9,619.30 =	\$9,619.30
Godwin Pumps - Invoice 400272939	1	LS @	\$802.50 =	\$802.50
Godwin Pumps - Invoice 400274281	1	LS @	\$2,240.58 =	\$2,240.58
Godwin Pumps - Invoice 400274282	1	LS @	\$375.57 =	\$375.57
Godwin Pumps - Invoice 400267720	1	LS @	\$3,944.02 =	\$3,944.02

TOTAL RENTAL EQUIPMENT \$19,678.37

OWNED EQUIPMENT

Wacker LTN6 Light Towers	15.0	HR @	\$10.25 =	\$153.75
Pickup Truck	16.0	HR @	\$20.00 =	\$320.00

TOTAL OWNED EQUIPMENT \$473.75

SUB-CONTRACTOR

TOTAL SUBCONTRACTORS \$0.00

SUBTOTAL \$21,222.68

OVERHEAD & PROFIT

OVERHEAD (15%) Subtotal Less Sub	\$21,222.68	X	15%	=	\$3,183.40
OVERHEAD (5%) Sub	\$0.00	X	5%	=	\$0.00
PROFIT (10%)	\$21,222.68	X	10%	=	\$2,122.27
					<hr/>
					TOTAL O&P: \$5,305.67

TOTAL COST: \$26,528.35

Daily Time, Equipment, & Material Log

JH Reid General Contractor

DATE: 11/27/2012

Description of Work Performed

- Light towers were operated pre-dawn.
- All remaining JH Reid equipment and rental equipment was removed from Belmar.

Labor

	Reg Hour	OT Hour
Operator	-	-
Laborer	16	-

* See attached breakdown

Equipment

	Hours
Trash Pumps	-
Pickup Trucks	16
PC-270	-
PC-300	-
D-3 Dozer	-
Owned Light Towers	15
Rented Light Towers	30

Subcontractors

Miscellaneous Materials

Labor Breakdown

JH Reid General Contractor

DATE: 11/27/2012

Name	Trade	Reg HR	OT HR
Brian Tiaga	Laborer	8	-
Luis Fernandes	Laborer	8	-

Equipment Breakdown

JH Reid General Contractor

DATE: 11/27/2012

Description	Model	Owned/R	Fleet #	Hours
Bulldozer	D3M	O	635	0
Excavator	PC270LC	O	483	0
Excavator	PC 300 LC	O	405	0
Pickup Truck	Ford	O	-	16
Light Tower	Wacker LTN6	O	-	7.5
Light Tower	Wacker LTN6	O	-	7.5
Light Tower	Wacker LTN6	R	4506	7.5
Light Tower	Wacker LTN6	R	4507	7.5
Light Tower	Wacker LTC4	R	4399	7.5
Light Tower	Wacker LTC4	R	4398	7.5

SANDER POWER EQUIPMENT COMPANY
295 ANDREWS ROAD

TREVOSE
215-322-4280

PA 19053
215-322-5282

RENTAL
I N V O I C E

Date	Invoice #	Page
11-26-12	00059266	1

Account#	Order #	Brn	Sls
22467	60427	P	201

Sold To: 000
JH REID
3230 HAMILTON NJ

Ship To:
JH REID
3230 HAMILTON NJ

SOUTH PLAINFIELD NJ 07080

SOUTH PLAINFIELD
Ship Via CPU

NJ 07080

Entered By	Customer Purchase Order	Customer Contact	Ord Date
	VERBAL ERIC	ERIC	11-03-12
Model	Serial Number	Equip ID	Customer Job number
			Customer Phone # 732-673-9403

Ord	Ship	B/O Part Number	Description	Unit Price	UM	Extended
-----	------	-----------------	-------------	------------	----	----------

We accept Visa, MC, AMEX and Discover
Thank you for your order.

1		Id# R04506 Model-LTN6L DIESEL LIGHT TOWER	FROM: 11-03-12 THRU: 11-30-12 Serial#-5836628	28 Days		630.00
1		Id# R04507 Model-LTN6L DIESEL LIGHT TOWER	FROM: 11-03-12 THRU: 11-30-12 Serial#-5836630	28 Days		630.00
1		Id# R04156 Model-LTC4L LIGHT TOWER	FROM: 11-03-12 THRU: 11-30-12 Serial#-9375-5649300	28 Days		630.00
1		Id# R04399 Model-LTC4L LIGHT TOWER	FROM: 11-03-12 THRU: 11-30-12 Serial#-5805383	28 Days		630.00
			Sub Total			2,520.00

231

NJ SALES TAX

176.40

REMIT TO ADDRESS:
SANDER POWER EQUIPMENT COMPANY
295 ANDREWS ROAD
TREVOSE, PA 19053
215-322-4280

Total Invoice
Due By:
12/26/12

2,696.40



Sold by:

Invoice

Branch 023
 6 Connerty Court
 East Brunswick, NJ 08816-1633
 Tel: 732-390-2166
 Fax: 732-390-2156

Remit to: Xylem Dewatering Solutions, Inc.
 P.O. Box 935152
 Atlanta, GA 31193-5152
 Phone: 856-467-3636

S
O
L
D
T
O
 J H Reid General Contractor
 PO Box 324
 South Plainfield, NJ 07080-0324

S
H
I
P
T
O
 J H Reid General Contractor
 Fourth Street & Ocean Avenue
 Belmar, NJ 07719

Cust. No.	Invoice Date	Invoice No.
00007865	11-20-2012	400267721

Page 1 of 1

Customer PO	Ordered By	Contract Date	Rental Contract #	Sales Representative	Order Taken By	Payment Terms	
SILVER LAKE	Mr. Eric Reed	11-07-2012	223003977	Michael Simonovich	Ryan W. Booth	Net 30	
QTY	ITEM	DESCRIPTION		PER	D/W/M	RATE	AMOUNT
Rental 11/03/2012 Thru 11/12/2012 *Return*							
20	HSWS120010QDDR	12" x 10' Black Water Suction Hose W/QD		2	W	144.00	5,760.00
35	PPQP120010QD00R	12" x 10' Godwin QD Pipe		2	W	27.00	1,890.00
Rental 11/07/2012 Thru 11/12/2012 *Return*							
20	PPQP120010QD00R	12" x 10' Godwin QD Pipe		1	W	27.00	540.00
1	PZONE03TRACTRAL	Pickup Zone 3 - Tractor Trailer				800.00	800.00

ALL PAST DUE INVOICES ARE SUBJECT TO
 1 1/2% PER MONTH SERVICE CHARGE

Rental	Labor	Shipping	Misc. Charges	Taxes
\$ 8,190.00	\$ 0.00	\$ 800.00	\$ 0.00	\$ 629.30

Total Invoice **\$ 9,619.30**



Sold by:

Invoice

Branch 023
 6 Connerty Court
 East Brunswick, NJ 08816-1633
 Tel: 732-390-2166
 Fax: 732-390-2156

Remit to: Xylem Dewatering Solutions, Inc.
 P.O. Box 935152
 Atlanta, GA 31193-5152
 Phone: 856-467-3636

S
O
L
D
T
O
 J H Reid General Contractor
 PO Box 324
 South Plainfield, NJ 07080-0324

S
H
I
P
T
O
 J H Reid General Contractor
 4th Avenue
 Belmar, NJ 07715

Cust. No.	Invoice Date	Invoice No.
00007865	12-13-2012	400272939

Page 1 of 1

Customer PO	Ordered By	Contract Date	Rental Contract #	Sales Representative	Order Taken By	Payment Terms	
Hurricane Sandy	Eric Reid	11-03-2012	223003971	Michael Simonovich	Mark L. Michael	Net 30	
QTY	ITEM	DESCRIPTION		PER	D/W/M	RATE	AMOUNT
1	PZONE03TRACTRAL	Pickup Zone 3 - Tractor Trailer				750.00	750.00
ALL PAST DUE INVOICES ARE SUBJECT TO 1 1/2% PER MONTH SERVICE CHARGE		Rental	Labor	Shipping	Misc. Charges	Taxes	
		\$ 0.00	\$ 0.00	\$ 750.00	\$ 0.00	\$ 52.50	
Total Invoice						\$ 802.50	



Sold by:

Invoice

Branch 023
 6 Connerty Court
 East Brunswick, NJ 08816-1633
 Tel: 732-390-2166
 Fax: 732-390-2156

Remit to: Xylem Dewatering Solutions, Inc.
 P.O. Box 935152
 Atlanta, GA 31193-5152
 Phone: 856-467-3636

S
O
L
D
T
O
 J H Reid General Contractor
 PO Box 324
 South Plainfield, NJ 07080-0324

S
H
I
P
T
O
 J H Reid General Contractor
 4th Avenue
 Belmar, NJ 07715

Cust. No.	Invoice Date	Invoice No.
00007865	12-19-2012	400274281

Page 1 of 1

Customer PO	Ordered By	Contract Date	Rental Contract #	Sales Representative	Order Taken By	Payment Terms	
Hurricane Sandy	Eric Reid	11-03-2012	223003971	Michael Simonovich	Mark L. Michael	Net 30	
QTY	ITEM	DESCRIPTION		PER	D/W/M	RATE	AMOUNT
1	FIXEDRATE129	Rental 11/03/2012 Thru 11/12/2012 *Return* Godwin Fixed Rate Serialized Item • Fleet #11402, CD225M, RGT, QD Fittings, 729.7 Hours, 75% Fuel		2	W	1,047.00	2,094.00

ALL PAST DUE INVOICES ARE SUBJECT TO
 1 1/2% PER MONTH SERVICE CHARGE

Rental	Labor	Shipping	Misc. Charges	Taxes
\$ 2,094.00	\$ 0.00	\$ 0.00	\$ 0.00	\$ 146.58

Total Invoice \$ 2,240.58



Sold by:

Invoice

Branch 023
 6 Connerty Court
 East Brunswick, NJ 08816-1633
 Tel: 732-390-2166
 Fax: 732-390-2156

Remit to: Xylem Dewatering Solutions, Inc.
 P.O. Box 935152
 Atlanta, GA 31193-5152
 Phone: 856-467-3636

S
O
L
D
T
O
 J H Reid General Contractor
 PO Box 324
 South Plainfield, NJ 07080-0324

S
H
I
P
T
O
 J H Reid General Contractor
 Fourth Street & Ocean Avenue
 Belmar, NJ 07719

Cust. No.	Invoice Date	Invoice No.
00007865	12-19-2012	400274282

Page 1 of 1

Customer PO	Ordered By	Contract Date	Rental Contract #	Sales Representative	Order Taken By	Payment Terms		
SILVER LAKE	Mr. Eric Reed	11-03-2012	223003977	Michael Simonovich	Ryan W. Booth	Net 30		
QTY	ITEM	DESCRIPTION		PER	DAW/M	RATE	AMOUNT	
		Rental 11/03/2012 Thru 11/27/2012 *Return*						
1	AD120100F1F1F1R	12" 150#FL x 10" 150#FL Conc Adapter		1	M	117.00	117.00	
2	SCMS120NA000R	12" Suction Screen		1	M	117.00	234.00	
ALL PAST DUE INVOICES ARE SUBJECT TO 1 1/2% PER MONTH SERVICE CHARGE				Rental	Labor	Shipping	Misc. Charges	Taxes
				\$ 351.00	\$ 0.00	\$ 0.00	\$ 0.00	\$ 24.57
Total Invoice							\$ 375.57	



Sold by:

Invoice

Branch 023
 6 Connerty Court
 East Brunswick, NJ 08816-1633
 Tel: 732-390-2166
 Fax: 732-390-2156

Remit to: Xylem Dewatering Solutions, Inc.
 P.O. Box 935152
 Atlanta, GA 31193-5152
 Phone: 856-467-3636

S
O
L
D
T
O
 J H Reid General Contractor
 PO Box 324
 South Plainfield, NJ 07080-0324

S
H
I
P
T
O
 J H Reid General Contractor
 4th Avenue
 Belmar, NJ 07715

Cust. No.	Invoice Date	Invoice No.
00007865	11-20-2012	400267720

Customer PO	Ordered By	Contract Date	Rental Contract #	Sales Representative	Order Taken By	Payment Terms	
Hurricane Sandy	Eric Reid	11-08-2012	223003971	Michael Simonovich	Mark L. Michael	Net 30	
QTY	ITEM	DESCRIPTION		PER	D/W/M	RATE	AMOUNT
Rental 11/03/2012 Thru 11/12/2012 *Return*							
2	HSDS080050QDDR	8" x 50' HD Layflat Hose W/QD		2	W	231.00	924.00
9	BN08090QDG000R	8" 90 Degree QD Bend		2	W	24.00	432.00
3	SCMS080NA000R	8" Suction Screen • with MQD		2	W	24.00	144.00
Rental 11/08/2012 Thru 11/12/2012 *Return*							
6	HSDS080050QDDR	8" x 50' HD Layflat Hose W/QD		1	W	231.00	1,386.00
1	PZONETRACTRAL	Pickup Zone - Tractor Trailer				800.00	800.00

ALL PAST DUE INVOICES ARE SUBJECT TO
 1 1/2% PER MONTH SERVICE CHARGE

Rental	Labor	Shipping	Misc. Charges	Taxes
\$ 2,886.00	\$ 0.00	\$ 800.00	\$ 0.00	\$ 258.02

Total Invoice \$ 3,944.02

JR REID GENERAL CONTRACTOR

3230 Hamilton Boulevard - P.O. Box 324 - South Plainfield, N.J. 07080-0324 - Phone: (732) 752-4050
FAX: (732) 752-7878

Bill To:

Borough of Belmar
ATTN: Mr. William Young
Municipal Administrator

Invoice

Invoice Summary
Week Ending 11/25/12

<u>Invoice No.</u>	<u>Description</u>	<u>Amount</u>
12-500-17	Perform Emergency Relief Work on 11/19/12 as per attached cost breakdown and T&M sheets	\$384.38
12-500-18	Perform Emergency Relief Work on 11/20/12 as per attached cost breakdown and T&M sheets	\$384.38
12-500-19	Perform Emergency Relief Work on 11/21/12 as per attached cost breakdown and T&M sheets	\$60,614.10
12-500-20	Perform Emergency Relief Work on 11/22/12 as per attached cost breakdown and T&M sheets	\$1,172.67
12-500-21	Perform Emergency Relief Work on 11/23/12 as per attached cost breakdown and T&M sheets	\$3,284.39
12-500-22	Perform Emergency Relief Work on 11/24/12 as per attached cost breakdown and T&M sheets	\$384.38
12-500-23	Perform Emergency Relief Work on 11/25/12 as per attached cost breakdown and T&M sheets	\$384.38
	TOTAL:	\$66,608.68

Payment terms: Net 30 days

DEC 03 2012